










































Men | Doubles

Orders by SCORE



#	Doubles	G1	G2	G3	G4	G5	G6	Score	AVG	Tie
1	 France 2									
	Frederic Cosquer	236	205	224	223	215	258	1361	226.8	
	Pierre Luc Sanchez	206	245	246	201	249	213	1360	226.7	
		442	450	470	424	464	471	2721	226.8	
2	 Netherlands 1									
	Geert-Jan van Baest	223	179	192	197	221	207	1219	203.2	
	Nico Thienpondt	212	236	213	203	237	276	1377	229.5	
		435	415	405	400	458	483	2596	216.3	
3	 Italy 1									
	Luciano Marsero	184	222	245	168	186	201	1206	201	
	Marco Reviglio	218	213	269	235	223	216	1374	229	
		402	435	514	403	409	417	2580	215	
4	 Scotland 2									
	Bernie Matthews	204	213	190	213	198	245	1263	210.5	
	Andy Gillespie	175	200	216	244	213	266	1314	219	
		379	413	406	457	411	511	2577	214.8	
5	 Austria 1									
	Robert Fuerst	164	164	202	247	192	217	1186	197.7	
	Manfred Panzenboeck	216	246	243	226	168	258	1357	226.2	
		380	410	445	473	360	475	2543	211.9	
6	 England 2									
	Kim Johnson	196	218	203	209	215	234	1275	212.5	
	Geoff Brown	190	202	238	224	192	217	1263	210.5	
		386	420	441	433	407	451	2538	211.5	
7	 Belarus 1									
	Pavel Sobolev	226	256	257	167	205	223	1334	222.3	
	Sergey Tazin	203	217	192	184	160	221	1177	196.2	
		429	473	449	351	365	444	2511	209.2	
8	 Germany 2									
	Peter Knopp	203	167	238	183	223	211	1225	204.2	
	Frank Öing	254	222	228	214	163	202	1283	213.8	
		457	389	466	397	386	413	2508	209	
9	 Italy 2									
	Alberto Petracca	234	206	184	197	227	259	1307	217.8	
	Alessandro Martino	191	160	205	216	202	213	1187	197.8	
		425	366	389	413	429	472	2494	207.8	
10	 Belgium 2									
	Vincent Wuytens	216	198	200	191	214	231	1250	208.3	
	Marc Franceus	227	248	213	181	171	192	1232	205.3	
		443	446	413	372	385	423	2482	206.8	
11	 Iceland 2									
	Gudmundur Sigurdsson	192	178	221	257	191	194	1233	205.5	
	Freyr Bragason	239	179	191	194	223	217	1243	207.2	
		431	357	412	451	414	411	2476	206.3	
	 England 1									

12	Kevin Pilley	165	188	190	148	218	234	1143	190.5
	Paul Cosgrove	207	244	202	216	220	220	1309	218.2
		372	432	392	364	438	454	2452	204.3
	 Spain 1								
13	Juan C. Ramonde	202	224	279	184	179	176	1244	207.3
	Jaime de Carvajal	216	200	215	202	185	190	1208	201.3
		418	424	494	386	364	366	2452	204.3
	 Malta 1								
14	Dennis Mercieca	176	174	173	181	279	191	1174	195.7
	Marco Spiteri	210	235	183	255	215	179	1277	212.8
		386	409	356	436	494	370	2451	204.2
	 Ukraine 2								
15	Iurii Grynyk	224	190	248	237	177	211	1287	214.5
	Viacheslav Oseredko	183	187	184	185	214	204	1157	192.8
		407	377	432	422	391	415	2444	203.7
	 Belgium 1								
16	Jean-Marc Lebon	198	213	176	156	170	233	1146	191
	Gery Verbruggen	214	182	227	211	238	216	1288	214.7
		412	395	403	367	408	449	2434	202.8
	 Netherlands 2								
17	Ron van den Bogaard	167	180	210	185	256	223	1221	203.5
	Jack Edelaar	197	172	183	234	229	193	1208	201.3
		364	352	393	419	485	416	2429	202.4
	 Scotland 1								
18	Jack Smith	212	176	175	180	178	201	1122	187
	Alan Keddie	223	207	214	202	205	247	1298	216.3
		435	383	389	382	383	448	2420	201.7
	 Czech Republic 2								
19	Ladislav Svec	180	192	207	206	214	214	1213	202.2
	Adam Vondracek	226	194	212	163	193	215	1203	200.5
		406	386	419	369	407	429	2416	201.3
	 Ukraine 1								
20	Sergij Lymar	172	233	205	234	217	244	1305	217.5
	Valeriy Bondar	144	184	154	202	169	246	1099	183.2
		316	417	359	436	386	490	2404	200.3
	 Germany 1								
21	Thomas Fenselau	215	212	214	194	217	193	1245	207.5
	Robert Vetter	186	206	234	159	203	167	1155	192.5
		401	418	448	353	420	360	2400	200
	 Estonia 1								
22	Raul Beekmann	243	253	194	228	189	204	1311	218.5
	Jaanus Jaanimägi	178	193	182	198	179	155	1085	180.8
		421	446	376	426	368	359	2396	199.7
	 Hungary 2								
23	Laszlo Gyomai	204	225	192	184	178	134	1117	186.2
	Zoltan Skobrics	222	211	274	191	178	201	1277	212.8
		426	436	466	375	356	335	2394	199.5
	 Belarus 2								
24	Dmitry Stepuk	159	148	202	269	222	210	1210	201.7
	Victor Sytchev	163	206	155	185	265	202	1176	196

		322	354	357	454	487	412	2386	198.8
	 Russia 2								
25	Aleksei Iaroslavtcev	146	208	160	165	171	223	1073	178.8
	Andrei Vasilev	216	257	237	195	176	230	1311	218.5
		362	465	397	360	347	453	2384	198.7
	 San Marino 2								
26	Daniele Bronzetti	164	202	180	245	181	214	1186	197.7
	Bacciocchi Ettore	184	158	187	197	279	189	1194	199
		348	360	367	442	460	403	2380	198.3
	 Finland 1								
27	Jarmo Sinilaakso	204	202	171	180	214	237	1208	201.3
	Ari Jehkinen	151	212	222	188	221	169	1163	193.8
		355	414	393	368	435	406	2371	197.6
	 Iceland 1								
28	Sveinn Thrastarson	192	165	231	167	220	213	1188	198
	Kristjan Thordarson	205	171	180	213	187	211	1167	194.5
		397	336	411	380	407	424	2355	196.2
	 Slovakia 1								
29	Pavol Keckes	201	147	231	190	194	196	1159	193.2
	Miroslav Konik	189	181	180	249	185	202	1186	197.7
		390	328	411	439	379	398	2345	195.4
	 Wales 1								
30	Guy Lipscomb	192	210	226	145	171	215	1159	193.2
	Martin Maybrey	202	216	201	190	188	188	1185	197.5
		394	426	427	335	359	403	2344	195.3
	 Russia 1								
31	Viktor Krasavkin	186	210	171	148	186	183	1084	180.7
	Aleksandr Pashkovskii	226	178	184	234	222	213	1257	209.5
		412	388	355	382	408	396	2341	195.1
	 Finland 2								
32	Mika Oksanen	157	202	214	186	234	195	1188	198
	Kai Virtanen	165	200	199	171	219	184	1138	189.7
		322	402	413	357	453	379	2326	193.8
	 Poland 2								
33	Adam Martin	215	171	230	191	186	183	1176	196
	Jacek Skorupa	181	178	156	189	247	196	1147	191.2
		396	349	386	380	433	379	2323	193.6
	 Czech Republic 1								
34	Josef Bocan	186	220	149	172	190	182	1099	183.2
	Jiri Vrazel	185	186	237	248	194	157	1207	201.2
		371	406	386	420	384	339	2306	192.2
	 Malta 2								
35	Giancarlo Tolu	165	173	203	218	203	174	1136	189.3
	Kenneth Arpa	213	199	211	176	176	181	1156	192.7
		378	372	414	394	379	355	2292	191
	 Hungary 1								
36	Laszlo Paal	196	223	190	187	171	166	1133	188.8
	Zoltan Lubi	185	194	181	187	147	244	1138	189.7
		381	417	371	374	318	410	2271	189.2
	 Slovakia 2								
37	Milan Cerny	234	192	202	151	177	163	1119	186.5

	Marian Augustin	181	258	169	192	176	176	1152	192
		415	450	371	343	353	339	2271	189.2
	 France 1								
38	Daniel Billebeau	223	157	193	213	216	139	1141	190.2
	Eric Belloche	246	170	191	181	138	192	1118	186.3
		469	327	384	394	354	331	2259	188.2
	 Wales 2								
39	Peter Moore	190	188	170	178	180	214	1120	186.7
	Robert Bruce	164	237	197	168	218	148	1132	188.7
		354	425	367	346	398	362	2252	187.7
	 Latvia 1								
40	Ints Krievkalns	167	131	189	206	172	243	1108	184.7
	Ivars Vinters	178	147	195	192	239	166	1117	186.2
		345	278	384	398	411	409	2225	185.4
	 Slovenia 1								
41	Franci Borovnik	190	196	235	204	175	134	1134	189
	Bojan Klaric	207	184	210	158	160	169	1088	181.3
		397	380	445	362	335	303	2222	185.2
	 Slovenia 2								
42	Marjan Frajzman	202	164	167	183	166	180	1062	177
	Davorin Tepeh	181	177	219	158	170	198	1103	183.8
		383	341	386	341	336	378	2165	180.4
	 Austria 2								
43	Anton Stiel	171	206	214	182	202	144	1119	186.5
	Stefan Schmid	169	180	126	201	185	182	1043	173.8
		340	386	340	383	387	326	2162	180.2
	 San Marino 1								
44	Paolo Felici	168	196	222	182	165	160	1093	182.2
	Adriano Santi	195	136	178	177	180	188	1054	175.7
		363	332	400	359	345	348	2147	178.9
	 Poland 1								
45	Wojciech Wrzyszczyński	172	158	164	174	176	160	1004	167.3
	Kazimierz Rybicki	200	182	216	209	145	186	1138	189.7
		372	340	380	383	321	346	2142	178.5
	 Spain 2								
46	Jesus Cambroneró	203	192	153	163	168	172	1051	175.2
	Jose Luis Ricote	205	163	184	170	181	185	1088	181.3
		408	355	337	333	349	357	2139	178.2
	 Israel 1								
47	Eliezer Kazes	190	146	186	164	180	154	1020	170
	Reuven Ovadia	188	175	161	156	184	163	1027	171.2
		378	321	347	320	364	317	2047	170.6

COMBINED ATHLETES

#	Name	Federation	G1	G2	G3	G4	G5	G6	Score	AVG
1	Arvils Sprogis	 Latvia	179	142	193	257	214	184	1169	194.8
2	Jacques Gabay	 Israel	170	201	172	171	200	126	1040	173.3

Doubles Finals Men

Semi Final 1 | 1 vs. 4

#		Score	Tie
	France 2		
1	Frederic Cosquer	158	
	Pierre Luc Sanchez	223	
		381	
	Scotland 2		
2	Bernie Matthews	177	
	Andy Gillespie	198	
		375	

Semi Final 2 | 2 vs. 3












#		Score	Tie
	Italy 1		
1	Luciano Marsero	221	
	Marco Reviglio	221	
		442	
	Netherlands 1		
2	Geert-Jan van Baest	205	
	Nico Thienpondt	203	
		408	













Final



#		Score	Tie
	Italy 1		
1	Luciano Marsero	210	
	Marco Reviglio	204	
		414	
	France 2		
2	Frederic Cosquer	184	
	Pierre Luc Sanchez	160	
		344	

Women | Doubles



Orders by SCORE

#	Doubles	G1	G2	G3	G4	G5	G6	Score	AVG	Tie
1	 Germany 2									
	Martina Beckel	231	205	213	200	163	190	1202	200.3	
	Bianca Völkl-Brandt	188	192	193	192	222	247	1234	205.7	
		419	397	406	392	385	437	2436	203	
2	 France 2									
	Valerie Murat	224	177	168	234	188	204	1195	199.2	
	Isabelle Sacco	186	207	200	188	203	231	1215	202.5	
		410	384	368	422	391	435	2410	200.8	
3	 Finland 2									
	Jaana Taavitsainen	175	225	186	171	164	196	1117	186.2	
	Reija Lunden	216	192	183	214	214	217	1236	206	
		391	417	369	385	378	413	2353	196.1	
4	 England 1									
	Gaye McCully	151	187	238	198	209	167	1150	191.7	
	Kim Oakley	193	191	205	202	182	224	1197	199.5	
		344	378	443	400	391	391	2347	195.6	
5	 Czech Republic 2									
	Dana Hanusova	212	200	169	162	157	195	1095	182.5	
	Jana Lebrova	200	212	229	183	245	163	1232	205.3	
		412	412	398	345	402	358	2327	193.9	
6	 Belgium 1									
	Veronique Perniaux	236	180	205	171	223	184	1199	199.8	
	Linda van Kerckhove	198	208	200	173	143	191	1113	185.5	
		434	388	405	344	366	375	2312	192.7	
7	 Spain 2									
	Maria Angeles Sanchez	178	211	193	186	198	179	1145	190.8	
	Ingrid Julia	198	136	186	187	263	189	1159	193.2	
		376	347	379	373	461	368	2304	192	
8	 Finland 1									
	Pia Palviainen	168	162	189	210	196	211	1136	189.3	
	Tuula Tamminen	199	173	143	200	226	187	1128	188	
		367	335	332	410	422	398	2264	188.7	
9	 Austria 1									
	Barbara Eder	212	140	218	199	221	208	1198	199.7	
	Isabella Rohrhofer	233	152	161	142	158	162	1008	168	
		445	292	379	341	379	370	2206	183.8	
10	 Hungary 2									
	Magdolna Kapronczayne Karadi	182	150	208	170	171	150	1031	171.8	
	Maria Toth	200	179	235	214	185	160	1173	195.5	
		382	329	443	384	356	310	2204	183.7	
11	 England 2									
	Jan Hodge	225	155	159	201	231	203	1174	195.7	
	Angie Brown	176	221	141	164	193	128	1023	170.5	
		401	376	300	365	424	331	2197	183.1	

12	 Italy 1								
	Lara Santamaria	167	213	189	192	158	140	1059	176.5
	Maria Grazia Locatelli	177	189	158	196	196	215	1131	188.5
		344	402	347	388	354	355	2190	182.5
13	 Italy 2								
	Vittoria Tiragallo	156	166	163	144	200	144	973	162.2
	Elga di Benedetto	193	202	198	200	237	182	1212	202
		349	368	361	344	437	326	2185	182.1
14	 Russia 1								
	Yulia Afanasyeva	164	225	212	221	137	176	1135	189.2
	Leila Dzheiranova	157	177	160	177	158	209	1038	173
		321	402	372	398	295	385	2173	181.1
15	 France 1								
	Nathalie di Martino	155	161	179	179	230	142	1046	174.3
	Fely Wisniewski	180	191	183	181	198	188	1121	186.8
		335	352	362	360	428	330	2167	180.6
16	 Wales 1								
	Una Clark	148	152	172	189	158	163	982	163.7
	Lynne Walker	210	183	203	217	163	191	1167	194.5
		358	335	375	406	321	354	2149	179.1
17	 Germany 1								
	Sabine Sonnenschein	182	155	138	188	166	169	998	166.3
	Renate Heeg	181	171	164	203	223	192	1134	189
		363	326	302	391	389	361	2132	177.7
18	 Czech Republic 1								
	Blanka Hermankova	171	160	175	156	170	162	994	165.7
	Eva Stefkova	215	212	158	183	177	174	1119	186.5
		386	372	333	339	347	336	2113	176.1
19	 Scotland 1								
	Liz Gove	150	166	166	159	128	157	926	154.3
	Julia Claxton	210	176	191	199	234	156	1166	194.3
		360	342	357	358	362	313	2092	174.3
20	 Iceland 1								
	Linda Hroenn Magnusdottir	158	185	175	172	201	203	1094	182.3
	Gudny Gunnarsdottir	142	115	186	166	184	204	997	166.2
		300	300	361	338	385	407	2091	174.2
21	 Russia 2								
	Elena Sazonova	126	148	227	165	189	171	1026	171
	Galina Sukhanova	121	222	164	188	179	172	1046	174.3
		247	370	391	353	368	343	2072	172.7
22	 Poland 1								
	Lucyna Wrzyszczyńska	183	162	188	140	170	177	1020	170
	Grazyna Martin	186	170	190	152	151	169	1018	169.7
		369	332	378	292	321	346	2038	169.8
23	 Slovenia 1								
	Lidija Zaletel	120	177	184	175	140	163	959	159.8
	Ljuba Cegljar	151	201	170	187	194	162	1065	177.5
		271	378	354	362	334	325	2024	168.7

24	 Austria 2									
	Lieselotte Wuehl	174	136	202	162	207	153	1034	172.3	
	Christine Gablek	137	161	177	161	178	164	978	163	
		311	297	379	323	385	317	2012	167.7	
25	 Slovenia 2									
	Cvetka Hrovat	182	162	177	154	191	199	1065	177.5	
	Anica Knavs	158	159	165	156	148	136	922	153.7	
		340	321	342	310	339	335	1987	165.6	
26	 Spain 1									
	Carmen Lozano	174	179	181	161	158	157	1010	168.3	
	Encarnacion Marazuela	180	162	170	121	145	179	957	159.5	
		354	341	351	282	303	336	1967	163.9	
27	 Netherlands 2									
	Sonja Pannen	171	137	155	149	175	170	957	159.5	
	Marja van Dijk Uittenbogaard	153	186	157	154	149	166	965	160.8	
		324	323	312	303	324	336	1922	160.2	
28	 Poland 2									
	Joanna Rybicka	135	165	177	156	132	155	920	153.3	
	Anna Blaszczyk	137	136	178	196	150	180	977	162.8	
		272	301	355	352	282	335	1897	158.1	
29	 Netherlands 1									
	Inge Hazeleger	166	155	138	155	175	124	913	152.2	
	Simone van Aalsburg	174	166	157	183	144	149	973	162.2	
		340	321	295	338	319	273	1886	157.2	
30	 Scotland 2									
	Margaret Rae	176	116	178	154	134	205	963	160.5	
	Louise Gillespie	177	131	160	151	121	180	920	153.3	
		353	247	338	305	255	385	1883	156.9	
31	 Hungary 1									
	Eva Hossone Beres	138	95	165	162	125	157	842	140.3	
	Agnes Toth	165	216	156	166	178	139	1020	170	
		303	311	321	328	303	296	1862	155.2	
32	 Slovakia 1									
	Bibiana Klimkova	151	152	145	167	161	151	927	154.5	
	Renata Fedorcikova	121	136	142	128	159	112	798	133	
		272	288	287	295	320	263	1725	143.8	

COMBINED ATHLETES

#	Name	Federation	G1	G2	G3	G4	G5	G6	Score	AVG
1	Sara Aviram Harlap	 Israel	182	208	227	207	189	242	1255	209.2
2	Sue Abela	 Malta	268	174	173	212	187	213	1227	204.5

Doubles Finals Women

Semi Final 1 | 1 vs. 4

#		Score	Tie
	England 1		
1	Gaye McCully	200	
	Kim Oakley	214	
		414	
	Germany 2		
2	Martina Beckel	222	
	Bianca Völkl-Brandt	186	
		408	

Semi Final 2 | 2 vs. 3






#		Score	Tie
	Finland 2		
1	Jaana Taavitsainen	206	
	Reija Lunden	235	
		441	
	France 2		
2	Valerie Murat	194	
	Isabelle Sacco	206	
		400	









Final

#		Score	Tie
	Finland 2		
1	Jaana Taavitsainen	193	
	Reija Lunden	217	
		410	
	England 1		
2	Gaye McCully	172	
	Kim Oakley	212	
		384	

Men | Team









Orders by SCORE

#	Team	G1	G2	G3	G4	G5	G6	Score	AVG	Tie
1	 Finland									
	Kai Virtanen	226	244	255	222	194	222	1363	227.2	
	Mika Oksanen	191	231	221	209	209	225	1286	214.3	
	Jarmo Sinilaakso	196	198	205	218	227	227	1271	211.8	
	Ari Jehkinen	165	178	213	200	196	192	1144	190.7	
		778	851	894	849	826	866	5064	211	
2	 Italy									
	Marco Reviglio	202	237	240	225	225	243	1372	228.7	
	Alberto Petracca	183	238	225	215	203	234	1298	216.3	
	Alessandro Martino	177	208	187	194	204	215	1185	197.5	
	Luciano Marsero	247	203	145	148	218	223	1184	197.3	
		809	886	797	782	850	915	5039	210	
3	 Germany									
	Peter Knopp	225	209	221	235	249	176	1315	219.2	
	Thomas Fenselau	170	233	191	234	258	201	1287	214.5	
	Robert Vetter	198	235	201	178	191	214	1217	202.8	
	Frank Öing	189	252	207	175	196	197	1216	202.7	
		782	929	820	822	894	788	5035	209.8	
4	 Belgium									
	Jean-Marc Lebon	231	248	248	246	205	189	1367	227.8	
	Marc Franceus	191	222	189	211	213	207	1233	205.5	
	Gery Verbruggen	210	202	194	202	193	221	1222	203.7	
	Vincent Wuylens	179	179	195	228	204	214	1199	199.8	
		811	851	826	887	815	831	5021	209.2	
5	 England									
	Kevin Pilley	197	191	203	215	264	215	1285	214.2	
	Paul Cosgrove	180	202	197	203	171	258	1211	201.8	
	Geoff Brown	195	214	184	182	179	226	1180	196.7	
	Kim Johnson	179	214	191	173	217	180	1154	192.3	
		751	821	775	773	831	879	4830	201.2	
6	 Scotland									
	Andy Gillespie	192	268	211	191	235	224	1321	220.2	
	Alan Keddie	202	181	206	224	257	203	1273	212.2	
	Bernie Matthews	183	185	208	195	185	156	1112	185.3	
	Jack Smith	177	218	175	189	159	166	1084	180.7	
		754	852	800	799	836	749	4790	199.6	
7	 Austria									
	Robert Fuerst	214	224	192	221	192	184	1227	204.5	
	Manfred Panzenboeck	174	238	216	168	226	204	1226	204.3	
	Anton Stiel	169	175	186	181	199	252	1162	193.7	
	Stefan Schmid	158	176	212	212	158	187	1103	183.8	
		715	813	806	782	775	827	4718	196.6	
8	 France									
	Frederic Cosquer	223	227	255	179	244	255	1383	230.5	
	Pierre Luc Sanchez	268	159	168	162	184	212	1153	192.2	
	Daniel Billebeau	191	203	231	167	159	189	1140	190	

	Eric Belloche	149	187	178	166	189	171	1040	173.3
		831	776	832	674	776	827	4716	196.5
	 Netherlands								
	Jack Edelaar	213	237	206	189	231	212	1288	214.7
	Nico Thienpondt	217	200	209	209	187	205	1227	204.5
9	Geert-Jan van Baest	200	210	200	180	187	190	1167	194.5
	Ron van den Bogaard	144	144	147	191	183	194	1003	167.2
		774	791	762	769	788	801	4685	195.2
	 Iceland								
	Freyr Bragason	179	215	206	189	180	242	1211	201.8
10	Sveinn Thrastarson	222	258	162	189	178	179	1188	198
	Kristjan Thordarson	174	170	199	200	191	211	1145	190.8
	Gudmundur Sigurdsson	191	199	179	197	175	186	1127	187.8
		766	842	746	775	724	818	4671	194.6
	 Ukraine								
	Iurii Grynyk	160	170	190	242	210	201	1173	195.5
	Sergii Lymar	236	213	178	198	175	170	1170	195
11	Viacheslav Oseredko	183	178	211	192	213	181	1158	193
	Valeriy Bondar	172	181	203	173	181	232	1142	190.3
		751	742	782	805	779	784	4643	193.5
	 Malta								
	Marco Spiteri	256	216	186	215	216	180	1269	211.5
12	Dennis Mercieca	203	227	211	165	205	164	1175	195.8
	Kenneth Arpa	181	189	217	201	203	151	1142	190.3
	Giancarlo Tolu	142	180	193	132	193	200	1040	173.3
		782	812	807	713	817	695	4626	192.8
	 Belarus								
	Dmitry Stepuk	225	213	237	183	169	218	1245	207.5
13	Pavel Sobolev	194	205	172	203	203	173	1150	191.7
	Victor Sytchev	165	169	186	187	234	181	1122	187
	Sergey Tazin	198	170	182	156	159	235	1100	183.3
		782	757	777	729	765	807	4617	192.4
	 Wales								
	Guy Lipscomb	189	247	216	210	212	134	1208	201.3
14	Robert Bruce	246	186	177	191	165	232	1197	199.5
	Peter Moore	180	219	172	169	171	181	1092	182
	Martin Maybrey	179	192	177	164	170	179	1061	176.8
		794	844	742	734	718	726	4558	189.9
	 San Marino								
	Daniele Bronzetti	203	167	206	190	191	223	1180	196.7
15	Bacciocchi Ettore	205	228	188	182	184	170	1157	192.8
	Paolo Felici	200	168	207	222	159	188	1144	190.7
	Adriano Santi	232	138	179	177	186	163	1075	179.2
		840	701	780	771	720	744	4556	189.8
16	 Slovakia								
	Milan Cerny	213	188	197	215	195	214	1222	203.7
	Miroslav Konik	172	188	256	188	161	210	1175	195.8
	Pavol Keckes	163	145	200	221	186	165	1080	180
	Marian Augustin	151	176	177	179	210	160	1053	175.5

		699	697	830	803	752	749	4530	188.8
	 Slovenia								
	Davorin Tepeh	183	183	197	162	210	257	1192	198.7
17	Bojan Klaric	206	192	198	170	168	195	1129	188.2
	Marjan Frajzman	189	189	174	183	165	198	1098	183
	Franci Borovnik	217	138	192	181	198	172	1098	183
		795	702	761	696	741	822	4517	188.2
	 Hungary								
	Zoltan Skobrics	215	195	279	183	166	247	1285	214.2
18	Laszlo Paal	173	186	207	197	168	197	1128	188
	Zoltan Lubi	209	158	179	147	189	158	1040	173.3
	Laszlo Gyomai	161	151	162	182	190	190	1036	172.7
		758	690	827	709	713	792	4489	187
	 Russia								
	Aleksandr Pashkovskii	183	228	187	192	177	179	1146	191
19	Viktor Krasavkin	169	192	175	197	195	213	1141	190.2
	Aleksei Iaroslavtcev	186	205	159	203	190	168	1111	185.2
	Andrei Vasilev	170	144	223	202	161	150	1050	175
		708	769	744	794	723	710	4448	185.3
	 Czech Republic								
	Ladislav Svec	194	257	177	173	179	172	1152	192
20	Adam Vondracek	198	156	204	225	165	196	1144	190.7
	Jiri Vrazel	232	178	202	120	220	168	1120	186.7
	Josef Bocan	173	178	179	182	156	137	1005	167.5
		797	769	762	700	720	673	4421	184.2
	 Spain								
	Jaime de Carvajal	226	181	139	206	225	163	1140	190
21	Jesus Cambronero	198	168	213	189	167	179	1114	185.7
	Jose Luis Ricote	206	184	192	152	162	195	1091	181.8
	Juan C. Ramonde	159	173	167	185	149	205	1038	173
		789	706	711	732	703	742	4383	182.6
	 Poland								
	Jacek Skorupa	164	227	236	233	197	164	1221	203.5
22	Adam Martin	199	199	167	163	185	155	1068	178
	Kazimierz Rybicki	139	173	171	178	159	153	973	162.2
	Wojciech Wrzyszczyński	145	161	177	149	190	147	969	161.5
		647	760	751	723	731	619	4231	176.3

COMBINED ATHLETES

#	Name	Federation	G1	G2	G3	G4	G5	G6	Score	AVG
1	Raul Beekmann	 Estonia	204	215	169	165	217	188	1158	193
2	Reuven Ovadia	 Israel	199	202	160	193	192	206	1152	192
3	Ints Krievkalns	 Latvia	170	201	191	201	161	223	1147	191.2
4	Jaanus Jaanimägi	 Estonia	167	184	197	193	227	150	1118	186.3
5	Arvils Sprogis	 Latvia	169	223	174	181	148	189	1084	180.7
6	Ivars Vinters	 Latvia	160	170	180	173	185	161	1029	171.5
7	Jacques Gabay	 Israel	175	133	189	148	171	181	997	166.2
8	Eliezer Kazes	 Israel	154	163	166	169	169	170	991	165.2

Team Finals Men

Semi Final 1 | 1 vs. 4

#		Score	Tie
	Belgium		
	Vincent Wuytens	214	
1	Marc Franceus	223	
	Jean-Marc Lebon	172	
	Gery Verbruggen	257	
		866	
	Finland		
	Mika Oksanen	208	
2	Jarmo Sinilaakso	177	
	Ari Jehkinen	173	
	Kai Virtanen	194	
		752	

Semi Final 2 | 2 vs. 3

#		Score	Tie
	Germany		
	Thomas Fenselau	183	
1	Robert Vetter	212	
	Peter Knopp	214	
	Frank Öing	229	
		838	
	Italy		
	Luciano Marsero	181	
2	Alessandro Martino	212	
	Alberto Petracca	183	
	Marco Reviglio	230	
		806	








Final

#		Score	Tie
	Germany		
	Thomas Fenselau	225	
1	Robert Vetter	217	
	Peter Knopp	268	
	Frank Öing	190	
		900	
	Belgium		
	Vincent Wuytens	239	
2	Marc Franceus	199	
	Jean-Marc Lebon	160	
	Gery Verbruggen	220	
		818	





Women | Team







Orders by SCORE

#	Team	G1	G2	G3	G4	G5	G6	Score	AVG	Tie
1	 France									
	Isabelle Sacco	194	204	192	211	199	214	1214	202.3	
	Valerie Murat	168	201	168	259	174	181	1151	191.8	
	Fely Wisniewski	166	209	182	200	214	170	1141	190.2	
	Nathalie di Martino	142	175	162	226	176	218	1099	183.2	
		670	789	704	896	763	783	4605	191.9	
2	 Finland									
	Tuula Tamminen	189	190	180	211	207	241	1218	203	
	Reija Lunden	200	188	188	206	200	196	1178	196.3	
	Jaana Taavitsainen	166	202	188	205	184	195	1140	190	
	Pia Palviainen	157	193	187	182	137	211	1067	177.8	
		712	773	743	804	728	843	4603	191.8	
3	 Spain									
	Ingrid Julia	198	213	200	217	201	168	1197	199.5	
	Maria Angeles Sanchez	175	203	218	188	222	182	1188	198	
	Carmen Lozano	203	156	198	157	181	170	1065	177.5	
	Encarnacion Marazuela	167	160	172	169	228	154	1050	175	
		743	732	788	731	832	674	4500	187.5	
4	 Germany									
	Martina Beckel	233	205	157	217	181	178	1171	195.2	
	Bianca Völkl-Brandt	174	185	174	174	202	232	1141	190.2	
	Sabine Sonnenschein	160	217	199	195	166	150	1087	181.2	
	Renate Heeg	185	186	192	155	166	201	1085	180.8	
		752	793	722	741	715	761	4484	186.8	
5	 England									
	Kim Oakley	190	238	199	202	196	193	1218	203	
	Gaye McCully	211	202	168	226	192	176	1175	195.8	
	Angie Brown	238	160	182	120	149	184	1033	172.2	
	Jan Hodge	183	137	148	172	155	173	968	161.3	
		822	737	697	720	692	726	4394	183.1	
6	 Italy									
	Elga di Benedetto	229	195	200	172	182	201	1179	196.5	
	Vittoria Tiragallo	179	167	151	160	190	232	1079	179.8	
	Maria Grazia Locatelli	188	170	153	172	177	200	1060	176.7	
	Lara Santamaria	166	126	174	156	175	204	1001	166.8	
		762	658	678	660	724	837	4319	180	
7	 Hungary									
	Maria Toth	235	215	211	171	207	167	1206	201	
	Agnes Toth	175	214	149	137	175	223	1073	178.8	
	Eva Hossone Beres	175	135	212	147	181	165	1015	169.2	
	Magdolna Kapronczayne Karadi	200	126	161	144	176	173	980	163.3	
		785	690	733	599	739	728	4274	178.1	

8	 Czech Republic									
	Dana Hanusova	190	188	192	179	201	162	1112	185.3	
	Jana Lebrova	172	178	170	201	204	172	1097	182.8	
	Blanka Hermankova	158	184	189	119	210	202	1062	177	
	Eva Stefkova	181	136	148	173	183	179	1000	166.7	
	701	686	699	672	798	715	4271	178		
9	 Austria									
	Christine Gablek	158	201	191	145	182	183	1060	176.7	
	Lieselotte Wuehl	192	166	184	165	183	159	1049	174.8	
	Isabella Rohrhofer	189	184	155	188	158	156	1030	171.7	
	Barbara Eder	161	158	168	178	170	148	983	163.8	
	700	709	698	676	693	646	4122	171.8		
10	 Netherlands									
	Inge Hazeleger	197	149	224	168	174	189	1101	183.5	
	Marja van Dijk	176	167	153	200	150	216	1062	177	
	Uittenbogaard	158	164	176	171	164	168	1001	166.8	
	Simone van Aalsburg	153	158	123	155	187	172	948	158	
	684	638	676	694	675	745	4112	171.3		
11	 Russia									
	Yulia Afanasyeva	218	141	211	183	178	197	1128	188	
	Elena Sazonova	147	150	157	180	175	191	1000	166.7	
	Galina Sukhanova	167	220	173	123	152	162	997	166.2	
	Leila Dzheiranova	150	196	148	121	129	153	897	149.5	
	682	707	689	607	634	703	4022	167.6		
12	 Poland									
	Anna Blaszczyk	156	152	178	201	159	181	1027	171.2	
	Joanna Rybicka	172	167	169	168	176	148	1000	166.7	
	Lucyna Wrzyszczyńska	153	126	135	190	165	182	951	158.5	
	Grazyna Martin	158	130	153	154	156	164	915	152.5	
	639	575	635	713	656	675	3893	162.2		
13	 Slovenia									
	Anica Knavs	155	159	154	180	158	199	1005	167.5	
	Cvetka Hrovat	185	166	155	167	152	145	970	161.7	
	Lidija Zaletel	149	168	155	162	163	160	957	159.5	
	Ljuba Cegljar	116	178	134	169	127	134	858	143	
	605	671	598	678	600	638	3790	157.9		
14	 Scotland									
	Julia Claxton	233	165	157	215	175	189	1134	189	
	Liz Gove	140	156	146	186	202	139	969	161.5	
	Louise Gillespie	150	126	143	122	153	150	844	140.7	
	Margaret Rae	114	112	111	128	166	137	768	128	
	637	559	557	651	696	615	3715	154.8		

COMBINED ATHLETES

#	Name	Federation	G1	G2	G3	G4	G5	G6	Score	AVG
1	Lynne Walker	 Wales	141	237	203	242	161	216	1200	200
2	Sue Abela	 Malta	176	126	235	223	224	184	1168	194.7
3	Linda van Kerckhove	 Belgium	163	168	218	236	168	212	1165	194.2
4	Sara Aviram Harlap	 Israel	169	176	205	195	172	172	1089	181.5

5	Gudny Gunnarsdottir	 Iceland	209	137	222	141	175	186	1070	178.3
6	Linda Hroenn Magnusdottir	 Iceland	179	170	206	161	185	142	1043	173.8
7	Veronique Perniaux	 Belgium	162	147	187	198	152	146	992	165.3
8	Una Clark	 Wales	146	160	165	143	168	170	952	158.7
9	Renata Fedorcikova	 Slovakia	138	168	156	123	149	145	879	146.5
10	Bibiana Klimkova	 Slovakia	119	141	150	126	151	158	845	140.8

Team Finals Women

Semi Final 1 | 1 vs. 4

#		Score	Tie
	Germany		
	Martina Beckel	214	
1	Bianca Völkl-Brandt	193	
	Sabine Sonnenschein	190	
	Renate Heeg	211	
		808	
	France		
	Nathalie di Martino	180	
2	Fely Wisniewski	184	
	Valerie Murat	204	
	Isabelle Sacco	143	
		711	

Semi Final 2 | 2 vs. 3







































#		Score	Tie
	Finland		
	Jaana Taavitsainen	180	
1	Pia Palviainen	182	
	Tuula Tamminen	222	
	Reija Lunden	204	
		788	
	Spain		
	Encarnacion Marazuela	151	
2	Maria Angeles Sanchez	177	
	Carmen Lozano	201	
	Ingrid Julia	201	
		730	














































Final

#		Score	Tie
	Germany		
	Martina Beckel	228	
1	Bianca Völkl-Brandt	187	
	Sabine Sonnenschein	173	
	Renate Heeg	166	
		754	
	Finland		
	Jaana Taavitsainen	188	
2	Pia Palviainen	185	
	Tuula Tamminen	193	
	Reija Lunden	176	
		742	

Men | Singles

Click column link to order by that column
List orders by **Score**

#	Name	Federation	G1	G2	G3	G4	G5	G6	Score	AVG	Tie
1	Marco Reviglio	 Italy	233	258	217	226	200	258	1392	232	
2	Peter Knopp	 Germany	211	225	265	227	215	238	1381	230.2	
3	Gery Verbruggen	 Belgium	200	243	208	222	225	265	1363	227.2	
4	Frank Öing	 Germany	235	258	200	202	258	201	1354	225.7	
5	Robert Bruce	 Wales	216	248	210	192	225	258	1349	224.8	
6	Nico Thienpondt	 Netherlands	215	239	192	225	188	279	1338	223	
7	Kai Virtanen	 Finland	211	223	202	213	236	249	1334	222.3	
8	Mika Oksanen	 Finland	235	244	173	244	196	240	1332	222	
9	Frederic Cosquer	 France	257	254	235	185	183	218	1332	222	
10	Alberto Petracca	 Italy	221	189	245	210	214	234	1313	218.8	
11	Ron van den Bogaard	 Netherlands	219	195	247	239	199	207	1306	217.7	
12	Jarmo Sinilaakso	 Finland	188	245	243	198	218	213	1305	217.5	
13	Vincent Wuytens	 Belgium	225	207	204	194	225	244	1299	216.5	
14	Andy Gillespie	 Scotland	185	232	226	256	174	226	1299	216.5	
15	Freyr Bragason	 Iceland	214	203	220	214	206	225	1282	213.7	
16	Zoltan Skobrics	 Hungary	215	198	211	232	233	184	1273	212.2	
17	Ladislav Svec	 Czech Republic	258	179	176	233	189	228	1263	210.5	
18	Raul Beekmann	 Estonia	212	219	223	173	224	210	1261	210.2	
19	Pierre Luc Sanchez	 France	248	225	198	220	188	176	1255	209.2	
20	Marc Franceus	 Belgium	176	208	209	197	247	211	1248	208	
21	Robert Vetter	 Germany	217	189	186	185	225	245	1247	207.8	
22	Marco Spiteri	 Malta	222	219	200	159	258	189	1247	207.8	
23	Jean-Marc Lebon	 Belgium	239	232	212	215	190	159	1247	207.8	
24	Bernie Matthews	 Scotland	181	189	236	193	222	223	1244	207.3	
25	Zoltan Lubi	 Hungary	210	203	244	190	178	212	1237	206.2	
26	Manfred Panzenboeck	 Austria	200	202	202	185	211	236	1236	206	
27	Thomas Fenselau	 Germany	222	146	218	259	177	214	1236	206	
28	Bacciocchi Ettore	 San Marino	188	199	256	153	209	223	1228	204.7	
29	Pavel Sobolev	 Belarus	171	188	224	209	235	201	1228	204.7	
30	Kenneth Arpa	 Malta	195	248	247	204	175	158	1227	204.5	
31	Ari Jehkinen	 Finland	206	213	193	170	221	223	1226	204.3	
32	Viacheslav Oseredko	 Ukraine	220	192	178	222	191	219	1222	203.7	
33	Dennis Mercieca	 Malta	188	210	246	191	200	187	1222	203.7	
34	Alan Keddie	 Scotland	164	225	222	214	183	213	1221	203.5	
35	Juan C. Ramonde	 Spain	211	204	187	224	209	182	1217	202.8	
36	Paul Cosgrove	 England	188	179	196	204	201	241	1209	201.5	
37	Bojan Klaric	 Slovenia	233	242	183	180	168	202	1208	201.3	
38	Kevin Pilley	 England	222	194	256	149	186	200	1207	201.2	
39	Gudmundur Sigurdsson	 Iceland	174	211	203	233	204	170	1195	199.2	

40	Jacek Skorupa		Poland	231	167	184	202	190	215	1189	198.2
41	Geert-Jan van Baest		Netherlands	183	226	159	244	175	201	1188	198
42	Valeriy Bondar		Ukraine	166	255	193	195	209	167	1185	197.5
43	Anton Stiel		Austria	256	211	181	170	193	170	1181	196.8
44	Ivars Vinters		Latvia	210	206	204	175	174	211	1180	196.7
45	Pavol Keckes		Slovakia	204	182	211	199	184	200	1180	196.7
46	Iurii Grynyk		Ukraine	208	200	182	178	151	256	1175	195.8
47	Jack Smith		Scotland	158	242	172	186	204	212	1174	195.7
48	Aleksandr Pashkovskii		Russia	195	214	177	231	162	195	1174	195.7
49	Alessandro Martino		Italy	176	169	248	213	180	185	1171	195.2
50	Viktor Krasavkin		Russia	183	180	206	209	197	194	1169	194.8
51	Robert Fuerst		Austria	181	166	223	237	169	191	1167	194.5
52	Andrei Vasilev		Russia	212	185	160	194	202	212	1165	194.2
53	Jiri Vrazel		Czech Republic	213	176	196	189	168	222	1164	194
54	Kim Johnson		England	190	200	215	193	159	207	1164	194
55	Kristjan Thordarson		Iceland	166	149	209	199	240	199	1162	193.7
56	Milan Cerny		Slovakia	166	155	232	216	211	181	1161	193.5
57	Dmitry Stepuk		Belarus	210	184	180	182	179	224	1159	193.2
58	Davorin Tepeh		Slovenia	195	224	213	195	151	180	1158	193
59	Ints Krievkalns		Latvia	210	168	155	199	189	235	1156	192.7
60	Eric Belloche		France	179	199	202	212	160	202	1154	192.3
61	Miroslav Konik		Slovakia	221	185	213	212	152	169	1152	192
62	Jack Edelaar		Netherlands	153	192	191	239	191	185	1151	191.8
63	Jose Luis Ricote		Spain	185	163	215	179	162	240	1144	190.7
64	Jesus Cambronero		Spain	194	186	190	197	166	205	1138	189.7
65	Sergey Tazin		Belarus	183	179	188	256	149	178	1133	188.8
66	Daniel Billebeau		France	181	191	227	168	195	171	1133	188.8
67	Paolo Felici		San Marino	168	227	174	183	213	168	1133	188.8
68	Adam Martin		Poland	200	191	178	223	163	175	1130	188.3
69	Eliezer Kazes		Israel	214	181	165	223	192	155	1130	188.3
70	Luciano Marsero		Italy	200	190	195	206	194	142	1127	187.8
71	Marian Augustin		Slovakia	209	227	157	195	164	171	1123	187.2
72	Reuven Ovadia		Israel	158	173	181	195	211	203	1121	186.8
73	Jaime de Carvajal		Spain	167	173	187	181	184	224	1116	186
74	Jaanus Jaanimägi		Estonia	224	131	197	236	155	171	1114	185.7
75	Kazimierz Rybicki		Poland	195	187	185	171	190	184	1112	185.3
76	Adriano Santi		San Marino	143	190	170	194	210	203	1110	185
77	Adam Vondracek		Czech Republic	172	183	172	153	197	232	1109	184.8
78	Stefan Schmid		Austria	200	181	159	223	168	178	1109	184.8
79	Giancarlo Tolu		Malta	175	179	204	167	189	190	1104	184
80	Sergii Lymar		Ukraine	168	225	173	163	202	169	1100	183.3
81	Martin Maybrey		Wales	207	186	183	167	180	174	1097	182.8
82	Laszlo Paal		Hungary	167	170	201	169	169	214	1090	181.7
83	Sveinn Thrastarson		Iceland	180	203	181	183	162	178	1087	181.2
84	Arvils Sprogis		Latvia	190	134	182	193	184	203	1086	181

85	Guy Lipscomb	 Wales	154	162	179	192	218	174	1079	179.8
86	Franci Borovnik	 Slovenia	170	148	166	187	201	197	1069	178.2
87	Aleksei Iaroslavtcev	 Russia	164	183	173	194	171	179	1064	177.3
88	Peter Moore	 Wales	177	155	180	200	153	194	1059	176.5
89	Josef Bocan	 Czech Republic	164	188	167	162	217	161	1059	176.5
90	Marjan Frajzman	 Slovenia	191	169	149	197	189	154	1049	174.8
91	Geoff Brown	 England	188	170	166	158	183	173	1038	173
92	Victor Sytchev	 Belarus	164	180	151	182	143	206	1026	171
93	Laszlo Gyomai	 Hungary	140	163	168	202	166	177	1016	169.3
94	Wojciech Wrzyszczyński	 Poland	167	135	136	152	170	201	961	160.2
95	Jacques Gabay	 Israel	191	151	148	139	192	134	955	159.2
96	Daniele Bronzetti	 San Marino	176	202	184	172	214	0	948	189.6

Singles Finals Men

Semi Final 1 | 1 vs. 4

#		Score	Tie
	Germany		
1	Frank Öing	196	
		196	
	Italy		
2	Marco Reviglio	188	
		188	

Semi Final 2 | 2 vs. 3

#		Score	Tie
	Belgium		
1	Gery Verbruggen	196	
		196	
	Germany		
2	Peter Knopp	187	
		187	

Final

#		Score	Tie
	Belgium		
1	Gery Verbruggen	229	
		229	
	Germany		
2	Frank Öing	224	
		224	

Women | Singles

Click column link to order by that column
List orders by **Score**

#	Name	Federation	G1	G2	G3	G4	G5	G6	Score	AVG	Tie
1	Sue Abela	Malta	192	221	244	214	225	247	1343	223.8	
2	Elga di Benedetto	Italy	215	197	218	201	223	236	1290	215	
3	Kim Oakley	England	188	214	204	212	192	234	1244	207.3	
4	Fely Wisniewski	France	204	183	206	188	224	217	1222	203.7	
5	Ingrid Julia	Spain	187	220	210	213	207	181	1218	203	
6	Bianca Völkl-Brandt	Germany	179	197	201	190	214	215	1196	199.3	
7	Martina Beckel	Germany	191	214	203	189	182	205	1184	197.3	
8	Renate Heeg	Germany	235	179	236	182	179	161	1172	195.3	
9	Tuula Tamminen	Finland	195	162	201	194	183	233	1168	194.7	
10	Jana Lebrova	Czech Republic	209	138	193	202	178	243	1163	193.8	
11	Maria Angeles Sanchez	Spain	201	188	183	171	236	181	1160	193.3	
12	Elena Sazonova	Russia	144	238	160	201	177	232	1152	192	
13	Jan Hodge	England	234	224	155	172	180	183	1148	191.3	
14	Vittoria Tiragallo	Italy	175	181	208	204	195	184	1147	191.2	
15	Isabelle Sacco	France	189	203	189	176	172	217	1146	191	
16	Reija Lunden	Finland	184	212	205	214	153	173	1141	190.2	
17	Valerie Murat	France	171	173	153	165	234	220	1116	186	
18	Jaana Taavitsainen	Finland	179	189	191	176	178	200	1113	185.5	
19	Yulia Afanasyeva	Russia	153	211	235	169	169	176	1113	185.5	
20	Linda van Kerckhove	Belgium	181	190	188	211	163	178	1111	185.2	
21	Sabine Sonnenschein	Germany	195	199	155	156	209	194	1108	184.7	
22	Gaye McCully	England	213	200	192	137	186	180	1108	184.7	
23	Angie Brown	England	169	147	181	208	199	203	1107	184.5	
24	Veronique Perniaux	Belgium	183	201	161	178	198	169	1090	181.7	
25	Simone van Aalsburg	Netherlands	217	171	183	163	193	159	1086	181	
26	Lieselotte Wuehl	Austria	192	153	185	174	185	189	1078	179.7	
27	Barbara Eder	Austria	212	194	180	170	149	171	1076	179.3	
28	Lynne Walker	Wales	182	179	157	179	176	198	1071	178.5	
29	Lidija Zaletel	Slovenia	189	188	178	167	154	191	1067	177.8	
30	Eva Stefkova	Czech Republic	204	153	147	202	166	179	1051	175.2	
31	Galina Sukhanova	Russia	187	162	204	159	178	157	1047	174.5	
32	Maria Toth	Hungary	180	137	178	192	178	181	1046	174.3	
33	Encarnacion Marazuela	Spain	187	196	181	160	183	138	1045	174.2	
34	Julia Claxton	Scotland	197	169	154	152	188	183	1043	173.8	
35	Isabella Rohrhofer	Austria	154	204	187	214	124	160	1043	173.8	
36	Magdolna Kapronczayne Karadi	Hungary	181	191	166	167	169	154	1028	171.3	
37	Lara Santamaria	Italy	173	178	203	166	137	168	1025	170.8	
38	Nathalie di Martino	France	170	141	212	189	153	160	1025	170.8	

39	Sara Aviram Harlap	 Israel	143	176	182	202	170	152	1025	170.8
40	Ljuba Ceglar	 Slovenia	157	170	188	156	193	157	1021	170.2
41	Inge Hazeleger	 Netherlands	173	178	186	188	145	147	1017	169.5
42	Linda Hroenn Magnusdottir	 Iceland	192	123	150	170	198	181	1014	169
43	Christine Gablek	 Austria	143	168	146	166	157	223	1003	167.2
44	Blanka Hermankova	 Czech Republic	160	169	187	171	174	141	1002	167
45	Dana Hanusova	 Czech Republic	161	168	147	150	175	200	1001	166.8
46	Gudny Gunnarsdottir	 Iceland	135	155	236	162	163	148	999	166.5
47	Pia Palviainen	 Finland	158	157	149	176	182	174	996	166
48	Marja van Dijk Uittenbogaard	 Netherlands	166	188	164	162	165	146	991	165.2
49	Sonja Pannen	 Netherlands	148	194	169	142	130	202	985	164.2
50	Leila Dzheiranova	 Russia	174	174	145	158	167	160	978	163
51	Maria Grazia Locatelli	 Italy	162	127	156	169	190	163	967	161.2
52	Lucyna Wrzyszczyńska	 Poland	149	170	164	156	163	164	966	161
53	Cvetka Hrovat	 Slovenia	146	183	166	137	158	169	959	159.8
54	Eva Hossone Beres	 Hungary	159	159	147	172	173	149	959	159.8
55	Agnes Toth	 Hungary	178	126	161	155	172	166	958	159.7
56	Joanna Rybicka	 Poland	150	138	168	180	135	182	953	158.8
57	Grazyna Martin	 Poland	161	182	182	149	121	156	951	158.5
58	Bibiana Klimkova	 Slovakia	160	159	157	146	167	157	946	157.7
59	Anna Blaszczyk	 Poland	165	153	140	163	142	180	943	157.2
60	Louise Gillespie	 Scotland	183	109	162	149	150	186	939	156.5
61	Anica Knavs	 Slovenia	165	179	156	124	170	145	939	156.5
62	Liz Gove	 Scotland	157	149	189	173	148	109	925	154.2
63	Carmen Lozano	 Spain	158	147	146	145	135	178	909	151.5
64	Margaret Rae	 Scotland	121	114	167	145	125	150	822	137
65	Renata Fedorcikova	 Slovakia	150	136	105	137	121	136	785	130.8

Singles Finals Women

Semi Final 1 | 1 vs. 4

#		Score	Tie
	Malta		
1	Sue Abela	234	
		234	
	France		
2	Fely Wisniewski	173	
		173	

Semi Final 2 | 2 vs. 3

#		Score	Tie
	Italy		
1	Elga di Benedetto	206	
		206	
	England		
2	Kim Oakley	192	
		192	

Final

#		Score	Tie
	Italy		
1	Elga di Benedetto	203	
		203	
	Malta		
2	Sue Abela	188	
		188	

Men | All Event

Orders by SCORE

Print

Export to Excel

#	Name	Federation	Doubles	Team	Singles	Score	Diff 8	Diff 24	AVG	Games
1	Marco Reviglio	Italy	1374	1372	1392	4138	+285	+426	229.9	18/18
2	Frederic Cosquer	France	1361	1383	1332	4076	+223	+364	226.4	18/18
3	Nico Thienpondt	Netherlands	1377	1227	1338	3942	+89	+230	219	18/18
4	Andy Gillespie	Scotland	1314	1321	1299	3934	+81	+222	218.6	18/18
5	Peter Knopp	Germany	1225	1315	1381	3921	+68	+209	217.8	18/18
6	Alberto Petracca	Italy	1307	1298	1313	3918	+65	+206	217.7	18/18
7	Gery Verbruggen	Belgium	1288	1222	1363	3873	+20	+161	215.2	18/18
8	Frank Öing	Germany	1283	1216	1354	3853	0	+141	214.1	18/18
9	Kai Virtanen	Finland	1138	1363	1334	3835	-18	+123	213.1	18/18
10	Zoltan Skobrics	Hungary	1277	1285	1273	3835	-18	+123	213.1	18/18
11	Manfred Panzenboeck	Austria	1357	1226	1236	3819	-34	+107	212.2	18/18
12	Mika Oksanen	Finland	1188	1286	1332	3806	-47	+94	211.4	18/18
13	Marco Spiteri	Malta	1277	1269	1247	3793	-60	+81	210.7	18/18
14	Alan Keddie	Scotland	1298	1273	1221	3792	-61	+80	210.7	18/18
15	Jarmo Sinilaakso	Finland	1208	1271	1305	3784	-69	+72	210.2	18/18
16	Thomas Fenselau	Germany	1245	1287	1236	3768	-85	+56	209.3	18/18
17	Pierre Luc Sanchez	France	1360	1153	1255	3768	-85	+56	209.3	18/18
18	Jean-Marc Lebon	Belgium	1146	1367	1247	3760	-93	+48	208.9	18/18
19	Vincent Wuytens	Belgium	1250	1199	1299	3748	-105	+36	208.2	18/18
20	Freyr Bragason	Iceland	1243	1211	1282	3736	-117	+24	207.6	18/18
21	Raul Beekmann	Estonia	1311	1158	1261	3730	-123	+18	207.2	18/18
22	Paul Cosgrove	England	1309	1211	1209	3729	-124	+17	207.2	18/18
23	Marc Franceus	Belgium	1232	1233	1248	3713	-140	+1	206.3	18/18
24	Pavel Sobolev	Belarus	1334	1150	1228	3712	-141	0	206.2	18/18
25	Robert Bruce	Wales	1132	1197	1349	3678	-175	-34	204.3	18/18
26	Jack Edelaar	Netherlands	1208	1288	1151	3647	-206	-65	202.6	18/18
27	Iurii Grynyk	Ukraine	1287	1173	1175	3635	-218	-77	201.9	18/18
28	Kevin Pilley	England	1143	1285	1207	3635	-218	-77	201.9	18/18
29	Ladislav Svec	Czech Republic	1213	1152	1263	3628	-225	-84	201.6	18/18
30	Robert Vetter	Germany	1155	1217	1247	3619	-234	-93	201.1	18/18
31	Bernie Matthews	Scotland	1263	1112	1244	3619	-234	-93	201.1	18/18
32	Dmitry Stepuk	Belarus	1210	1245	1159	3614	-239	-98	200.8	18/18
33	Kim Johnson	England	1275	1154	1164	3593	-260	-119	199.6	18/18
34	Robert Fuerst	Austria	1186	1227	1167	3580	-273	-132	198.9	18/18

35	Bacciocchi Ettore	 San Marino	1194	1157	1228	3579	-274	-133	198.8	18/18
36	Aleksandr Pashkovskij	 Russia	1257	1146	1174	3577	-276	-135	198.7	18/18
37	Sergij Lymar	 Ukraine	1305	1170	1100	3575	-278	-137	198.6	18/18
38	Geert-Jan van Baest	 Netherlands	1219	1167	1188	3574	-279	-138	198.6	18/18
39	Dennis Mercieca	 Malta	1174	1175	1222	3571	-282	-141	198.4	18/18
40	Jacek Skorupa	 Poland	1147	1221	1189	3557	-296	-155	197.6	18/18
41	Gudmundur Sigurdsson	 Iceland	1233	1127	1195	3555	-298	-157	197.5	18/18
42	Alessandro Martino	 Italy	1187	1185	1171	3543	-310	-169	196.8	18/18
43	Viacheslav Oseredko	 Ukraine	1157	1158	1222	3537	-316	-175	196.5	18/18
44	Ari Jehkinen	 Finland	1163	1144	1226	3533	-320	-179	196.3	18/18
45	Ron van den Bogaard	 Netherlands	1221	1003	1306	3530	-323	-182	196.1	18/18
46	Andrei Vasilev	 Russia	1311	1050	1165	3526	-327	-186	195.9	18/18
47	Kenneth Arpa	 Malta	1156	1142	1227	3525	-328	-187	195.8	18/18
48	Luciano Marsero	 Italy	1206	1184	1127	3517	-336	-195	195.4	18/18
49	Miroslav Konik	 Slovakia	1186	1175	1152	3513	-340	-199	195.2	18/18
50	Milan Cerny	 Slovakia	1119	1222	1161	3502	-351	-210	194.6	18/18
51	Juan C. Ramonde	 Spain	1244	1038	1217	3499	-354	-213	194.4	18/18
52	Jiri Vrazel	 Czech Republic	1207	1120	1164	3491	-362	-221	193.9	18/18
53	Geoff Brown	 England	1263	1180	1038	3481	-372	-231	193.4	18/18
54	Kristjan Thordarson	 Iceland	1167	1145	1162	3474	-379	-238	193	18/18
55	Jaime de Carvajal	 Spain	1208	1140	1116	3464	-389	-248	192.4	18/18
56	Sveinn Thrastarson	 Iceland	1188	1188	1087	3463	-390	-249	192.4	18/18
57	Anton Stiel	 Austria	1119	1162	1181	3462	-391	-250	192.3	18/18
58	Adam Vondracek	 Czech Republic	1203	1144	1109	3456	-397	-256	192	18/18
59	Davorin Tepeh	 Slovenia	1103	1192	1158	3453	-400	-259	191.8	18/18
60	Guy Lipscomb	 Wales	1159	1208	1079	3446	-407	-266	191.4	18/18
61	Valeriy Bondar	 Ukraine	1099	1142	1185	3426	-427	-286	190.3	18/18
62	Bojan Klaric	 Slovenia	1088	1129	1208	3425	-428	-287	190.3	18/18
63	Pavol Keckes	 Slovakia	1159	1080	1180	3419	-434	-293	189.9	18/18
64	Zoltan Lubi	 Hungary	1138	1040	1237	3415	-438	-297	189.7	18/18
65	Daniel Billebeau	 France	1141	1140	1133	3414	-439	-298	189.7	18/18
66	Ints Krievkalns	 Latvia	1108	1147	1156	3411	-442	-301	189.5	18/18
67	Sergey Tazin	 Belarus	1177	1100	1133	3410	-443	-302	189.4	18/18
68	Viktor Krasavkin	Russia	1084	1141	1169	3394	-459	-318	188.6	18/18
69	Jack Smith	Scotland	1122	1084	1174	3380	-473	-332	187.8	18/18
70	Adam Martin	Poland	1176	1068	1130	3374	-479	-338	187.4	18/18
71	Paolo Felici	San Marino	1093	1144	1133	3370	-483	-342	187.2	18/18
72	Laszlo Paal	Hungary	1133	1128	1090	3351	-502	-361	186.2	18/18

73	Martin Maybrey	 Wales	1185	1061	1097	3343	-510	-369	185.7	18/18
74	Arvils Sprogis	 Latvia	1169	1084	1086	3339	-514	-373	185.5	18/18
75	Marian Augustin	 Slovakia	1152	1053	1123	3328	-525	-384	184.9	18/18
76	Ivars Vinters	 Latvia	1117	1029	1180	3326	-527	-386	184.8	18/18
77	Victor Sytchev	 Belarus	1176	1122	1026	3324	-529	-388	184.7	18/18
78	Jose Luis Ricote	 Spain	1088	1091	1144	3323	-530	-389	184.6	18/18
79	Jaanus Jaanimägi	 Estonia	1085	1118	1114	3317	-536	-395	184.3	18/18
80	Daniele Bronzetti	 San Marino	1186	1180	948	3314	-539	-398	194.9	17/18
81	Eric Belloche	 France	1118	1040	1154	3312	-541	-400	184	18/18
82	Jesus Cambronero	 Spain	1051	1114	1138	3303	-550	-409	183.5	18/18
83	Franci Borovnik	 Slovenia	1134	1098	1069	3301	-552	-411	183.4	18/18
84	Reuven Ovadia	 Israel	1027	1152	1121	3300	-553	-412	183.3	18/18
85	Giancarlo Tolu	 Malta	1136	1040	1104	3280	-573	-432	182.2	18/18
86	Peter Moore	 Wales	1120	1092	1059	3271	-582	-441	181.7	18/18
87	Stefan Schmid	 Austria	1043	1103	1109	3255	-598	-457	180.8	18/18
88	Aleksei Iaroslavtcev	 Russia	1073	1111	1064	3248	-605	-464	180.4	18/18
89	Adriano Santi	 San Marino	1054	1075	1110	3239	-614	-473	179.9	18/18
90	Kazimierz Rybicki	 Poland	1138	973	1112	3223	-630	-489	179.1	18/18
91	Marjan Frajzman	 Slovenia	1062	1098	1049	3209	-644	-503	178.3	18/18
92	Laszlo Gyomai	 Hungary	1117	1036	1016	3169	-684	-543	176.1	18/18
93	Josef Bocan	 Czech Republic	1099	1005	1059	3163	-690	-549	175.7	18/18
94	Eliezer Kazes	 Israel	1020	991	1130	3141	-712	-571	174.5	18/18
95	Jacques Gabay	 Israel	1040	997	955	2992	-861	-720	166.2	18/18
96	Wojciech Wrzyszczyński	 Poland	1004	969	961	2934	-919	-778	163	18/18

Women | All Event

Print

Export to Excel

Orders by **SCORE**

#	Name	Federation	Doubles	Team	Singles	Score	Diff 8	Diff 24	AVG	Games
1	Sue Abela	Malta	1227	1168	1343	3738	+183	+457	207.7	18/18
2	Elga di Benedetto	Italy	1212	1179	1290	3681	+126	+400	204.5	18/18
3	Kim Oakley	England	1197	1218	1244	3659	+104	+378	203.3	18/18
4	Isabelle Sacco	France	1215	1214	1146	3575	+20	+294	198.6	18/18
5	Ingrid Julia	Spain	1159	1197	1218	3574	+19	+293	198.6	18/18
6	Bianca Vökl-Brandt	Germany	1234	1141	1196	3571	+16	+290	198.4	18/18
7	Martina Beckel	Germany	1202	1171	1184	3557	+2	+276	197.6	18/18
8	Reija Lunden	Finland	1236	1178	1141	3555	0	+274	197.5	18/18
9	Tuula Tamminen	Finland	1128	1218	1168	3514	-41	+233	195.2	18/18
10	Maria Angeles Sanchez	Spain	1145	1188	1160	3493	-62	+212	194.1	18/18
11	Jana Lebrova	Czech Republic	1232	1097	1163	3492	-63	+211	194	18/18
12	Fely Wisniewski	France	1121	1141	1222	3484	-71	+203	193.6	18/18
13	Valerie Murat	France	1195	1151	1116	3462	-93	+181	192.3	18/18
14	Lynne Walker	Wales	1167	1200	1071	3438	-117	+157	191	18/18
15	Gaye McCully	England	1150	1175	1108	3433	-122	+152	190.7	18/18
16	Maria Toth	Hungary	1173	1206	1046	3425	-130	+144	190.3	18/18
17	Renate Heeg	Germany	1134	1085	1172	3391	-164	+110	188.4	18/18
18	Linda van Kerckhove	Belgium	1113	1165	1111	3389	-166	+108	188.3	18/18
19	Yulia Afanasyeva	Russia	1135	1128	1113	3376	-179	+95	187.6	18/18
20	Jaana Taavitsainen	Finland	1117	1140	1113	3370	-185	+89	187.2	18/18
21	Sara Aviram Harlap	Israel	1255	1089	1025	3369	-186	+88	187.2	18/18
22	Julia Claxton	Scotland	1166	1134	1043	3343	-212	+62	185.7	18/18
23	Jan Hodge	England	1174	968	1148	3290	-265	+9	182.8	18/18
24	Veronique Perniaux	Belgium	1199	992	1090	3281	-274	0	182.3	18/18
25	Barbara Eder	Austria	1198	983	1076	3257	-298	-24	180.9	18/18
26	Dana Hanusova	Czech Republic	1095	1112	1001	3208	-347	-73	178.2	18/18
27	Vittoria Tiragallo	Italy	973	1079	1147	3199	-356	-82	177.7	18/18
28	Pia Palviainen	Finland	1136	1067	996	3199	-356	-82	177.7	18/18
29	Sabine Sonnenschein	Germany	998	1087	1108	3193	-362	-88	177.4	18/18
30	Elena Sazonova	Russia	1026	1000	1152	3178	-377	-103	176.6	18/18
31	Eva Stefkova	Czech Republic	1119	1000	1051	3170	-385	-111	176.1	18/18

32	Nathalie di Martino	 France	1046	1099	1025	3170	-385	-111	176.1	18/18
33	Angie Brown	 England	1023	1033	1107	3163	-392	-118	175.7	18/18
34	Lieselotte Wuehl	 Austria	1034	1049	1078	3161	-394	-120	175.6	18/18
35	Maria Grazia Locatelli	 Italy	1131	1060	967	3158	-397	-123	175.4	18/18
36	Linda Hroenn Magnusdottir	 Iceland	1094	1043	1014	3151	-404	-130	175.1	18/18
37	Galina Sukhanova	 Russia	1046	997	1047	3090	-465	-191	171.7	18/18
38	Lara Santamaria	 Italy	1059	1001	1025	3085	-470	-196	171.4	18/18
39	Isabella Rohrhofer	 Austria	1008	1030	1043	3081	-474	-200	171.2	18/18
40	Gudny Gunnarsdottir	 Iceland	997	1070	999	3066	-489	-215	170.3	18/18
41	Blanka Hermankova	 Czech Republic	994	1062	1002	3058	-497	-223	169.9	18/18
42	Encarnacion Marazuela	 Spain	957	1050	1045	3052	-503	-229	169.6	18/18
43	Agnes Toth	 Hungary	1020	1073	958	3051	-504	-230	169.5	18/18
44	Christine Gablek	 Austria	978	1060	1003	3041	-514	-240	168.9	18/18
45	Magdolna Kapronczayne Karadi	 Hungary	1031	980	1028	3039	-516	-242	168.8	18/18
46	Inge Hazeleger	 Netherlands	913	1101	1017	3031	-524	-250	168.4	18/18
47	Marja van Dijk Uittenbogaard	 Netherlands	965	1062	991	3018	-537	-263	167.7	18/18
48	Simone van Aalsburg	 Netherlands	973	948	1086	3007	-548	-274	167.1	18/18
49	Cvetka Hrovat	 Slovenia	1065	970	959	2994	-561	-287	166.3	18/18
50	Carmen Lozano	 Spain	1010	1065	909	2984	-571	-297	165.8	18/18
51	Lidija Zaletel	 Slovenia	959	957	1067	2983	-572	-298	165.7	18/18
52	Anna Blaszczyk	 Poland	977	1027	943	2947	-608	-334	163.7	18/18
53	Ljuba Ceglar	 Slovenia	1065	858	1021	2944	-611	-337	163.6	18/18
54	Sonja Pannen	 Netherlands	957	1001	985	2943	-612	-338	163.5	18/18
55	Lucyna Wrzyszczyńska	 Poland	1020	951	966	2937	-618	-344	163.2	18/18
56	Leila Dzheiranova	 Russia	1038	897	978	2913	-642	-368	161.8	18/18
57	Grazyna Martin	 Poland	1018	915	951	2884	-671	-397	160.2	18/18
58	Joanna Rybicka	 Poland	920	1000	953	2873	-682	-408	159.6	18/18
59	Anica Knavs	 Slovenia	922	1005	939	2866	-689	-415	159.2	18/18
60	Liz Gove	 Scotland	926	969	925	2820	-735	-461	156.7	18/18
61	Eva Hossone Beres	 Hungary	842	1015	959	2816	-739	-465	156.4	18/18
62	Bibiana Klimkova	 Slovakia	927	845	946	2718	-837	-563	151	18/18
63	Louise Gillespie	Scotland	920	844	939	2703	-852	-578	150.2	18/18
64	Margaret Rae	Scotland	963	768	822	2553	-1002	-728	141.8	18/18
65	Renata Fedorcikova	Slovakia	798	879	785	2462	-1093	-819	136.8	18/18
66	Una Clark	Wales	982	952	0	1934	-1621	-1347	161.2	12/18

MEN | MASTERS**Step 1**

Seeding	Lane	Name	Federation	G1	G1 Tie	G2	G2 Tie	G3	G3 Tie	Point
10	17	Zoltan Skobrics	Hungary	195		188		0		0
23	18	Marc Franceus	Belgium	200		206		0		2
16	19	Thomas Fenselau	Germany	213		197		176		1
17	20	Pierre Luc Sanchez	France	237		192		181		2
15	21	Jarmo Sinilaakso	Finland	173		223		249		2
18	22	Jean-Marc Lebon	Belgium	226		203		205		1
13	23	Marco Spiteri	Malta	172		226		0		2
20	24	Freyr Bragason	Iceland	171		211		0		0
14	25	Alan Keddie	Scotland	202		194		168		1
19	26	Vincent Wuydens	Belgium	190		200		181		2
9	27	Kai Virtanen	Finland	187		244		188		2
24	28	Pavel Sobolev	Belarus	156		253		183		1
12	29	Mika Oksanen	Finland	213		215		0		2
21	30	Raul Beekmann	Estonia	191		191		0		0
11	31	Manfred Panzenboeck	Austria	223		231		217		2
22	32	Paul Cosgrove	England	257		215		210		1

Step 2

Seeding	Lane	Name	Federation	G1	G1 Tie	G2	G2 Tie	G3	G3 Tie	Point
6	17	Alberto Petracca	Italy	194		171	6	0		0
12	18	Mika Oksanen	Finland	213		171	9	0		2
7	19	Gery Verbruggen	Belgium	247		215		206		1
11	20	Manfred Panzenboeck	Austria	226		227		221		2
1	21	Marco Reviglio	Italy	256		174		213		2
23	22	Marc Franceus	Belgium	162		233		180		1
3	23	Nico Thienpondt	Netherlands	257		201		0		2
17	24	Pierre Luc Sanchez	France	193		170		0		0
4	25	Andy Gillespie	Scotland	264		225		215		2
15	26	Jarmo Sinilaakso	Finland	227		247		195		1
5	27	Peter Knopp	Germany	214		183		0		0
13	28	Marco Spiteri	Malta	223		219		0		2
2	29	Frederic Cosquer	France	207		190		0		2
19	30	Vincent Wuydens	Belgium	203		182		0		0
8	31	Frank Öing	Germany	200		168		0		0
9	32	Kai Virtanen	Finland	235		209		0		2

Step 3 - Quarter Finals

Seeding	Lane	Name	Federation	G1	G1 Tie	G2	G2 Tie	G3	G3 Tie	Point
2	25	Frederic Cosquer	France	202		178		0		0
12	26	Mika Oksanen	Finland	243		204		0		2
3	27	Nico Thienpondt	Netherlands	213		213		192		1
11	28	Manfred Panzenboeck	Austria	157		221		200		2
4	29	Andy Gillespie	Scotland	145		200		237		2
9	30	Kai Virtanen	Finland	179		186		224		1
1	31	Marco Reviglio	Italy	212		222		237		1
13	32	Marco Spiteri	Malta	225		159		256		2

Step 4 - Semi Finals

Seeding	Lane	Name	Federation	G1	G1 Tie	G2	G2 Tie	G3	G3 Tie	Point
11	7	Manfred Panzenboeck	Austria	238		237		0		2
12	8	Mika Oksanen	Finland	204		165		0		0
4	9	Andy Gillespie	Scotland	192		168		176		1
13	10	Marco Spiteri	Malta	175		236		261		2

Step 5 - Final

Seeding	Lane	Name	Federation	G1	G1 Tie	G2	G2 Tie	G3	G3 Tie	Point
11	3	Manfred Panzenboeck	Austria	199		186		0		0
13	4	Marco Spiteri	Malta	241		257		0		2

WOMEN | MASTERS**Step 1**

Seeding	Lane	Name	Federation	G1	G1 Tie	G2	G2 Tie	G3	G3 Tie	Point
14	1	Lynne Walker	Wales	225		221		0		2
19	2	Yulia Afanasyeva	Russia	179		203		0		0
10	3	Maria Angeles Sanchez	Spain	193		195		198		2
23	4	Jan Hodge	England	175		201		196		1
9	5	Tuula Tamminen	Finland	188		216		227		2
24	6	Veronique Perniaux	Belgium	192		176		157		1
13	7	Valerie Murat	France	201		167		207		2
20	8	Jaana Taavitsainen	Finland	169		198		200		1
11	9	Jana Lebrova	Czech Republic	186		141		200		2
22	10	Julia Claxton	Scotland	143		166		174		1
16	11	Maria Toth	Hungary	187		193		0		0
17	12	Renate Heeg	Germany	204		214		0		2
15	13	Gaye McCully	England	210		202		0		0
18	14	Linda van Kerckhove	Belgium	213		211		0		2
12	15	Fely Wisniewski	France	138		215		194		1
21	16	Sara Aviram Harlap	Israel	187		214		234		2

Step 2

Seeding	Lane	Name	Federation	G1	G1 Tie	G2	G2 Tie	G3	G3 Tie	Point
2	1	Elga di Benedetto	Italy	229		181		0		2
18	2	Linda van Kerckhove	Belgium	188		175		0		0
1	3	Sue Abela	Malta	180		168		0		0
21	4	Sara Aviram Harlap	Israel	203		189		0		2
4	5	Isabelle Sacco	France	213		189		226		2
14	6	Lynne Walker	Wales	209		214		171		1
7	7	Martina Beckel	Germany	202		204		0		2
10	8	Maria Angeles Sanchez	Spain	189		183		0		0
8	9	Reija Lunden	Finland	195		182		160		1
9	10	Tuula Tamminen	Finland	168		183		183		2
5	11	Ingrid Julia	Spain	210		158		205		1
13	12	Valerie Murat	France	197		159		247		2
6	13	Bianca Völkl-Brandt	Germany	246		211		0		2
11	14	Jana Lebrova	Czech Republic	153		165		0		0
3	15	Kim Oakley	England	189		191		203		2
17	16	Renate Heeg	Germany	211		178		183		1

Step 3 - Quarter Finals

Seeding	Lane	Name	Federation	G1	G1 Tie	G2	G2 Tie	G3	G3 Tie	Point
3	17	Kim Oakley	England	184		194		243		2
13	18	Valerie Murat	France	198		173		221		1
6	19	Bianca Völkl-Brandt	Germany	194		197		0		0
7	20	Martina Beckel	Germany	213		217		0		2
2	21	Elga di Benedetto	Italy	225		187		195		2
21	22	Sara Aviram Harlap	Israel	134		230		182		1
4	23	Isabelle Sacco	France	237		223		181		1
9	24	Tuula Tamminen	Finland	209		255		207		2

Step 4 - Semi Finals

Seeding	Lane	Name	Federation	G1	G1 Tie	G2	G2 Tie	G3	G3 Tie	Point
2	11	Elga di Benedetto	Italy	182		194		0		0
9	12	Tuula Tamminen	Finland	216		269		0		2
3	13	Kim Oakley	England	219		167		201	26	1
7	14	Martina Beckel	Germany	179		173		201	29	2

Step 5 - Final

Seeding	Lane	Name	Federation	G1	G1 Tie	G2	G2 Tie	G3	G3 Tie	Point
7	5	Martina Beckel	Germany	181		193		189		1
9	6	Tuula Tamminen	Finland	230		182		193		2