



World Senior Championships

Red Rock Lanes, Las Vegas, Nevada, USA

August 9 – 16, 2013



Qualification Results for Singles – Women

Place	Player	Country	G1	G2	G3	G4	G5	G6	Total	Avg	Diff
1.	Romeo, Robin	USA	191	190	234	226	260	197	1298	216.33	0
2.	Carlsson, Christel	SWE	201	215	246	214	191	208	1275	212.50	-23
3.	Nikupeteri, Riitta	FIN	187	204	208	235	211	217	1262	210.33	-36
4.	Sandelin, Lucy	USA	235	228	174	209	190	202	1238	206.33	-60
5.	Johnson, Tish	USA	145	196	278	221	193	198	1231	205.17	-67
6.	Olsson, Susanne	SWE	199	208	183	209	208	214	1221	203.50	-77
7.	Sulkanen, Lena	SWE	228	232	165	189	197	193	1204	200.67	-94
8.	Dos Ramos, Milda	VEN	200	194	190	197	194	189	1164	194.00	-134
9.	Alarza, Mariela	VEN	202	172	182	212	188	207	1163	193.83	-135
10.	Serracin, Nora	PUR	187	189	258	178	180	161	1153	192.17	-145
11.	Sacre, Fransuesa	MEX	171	224	223	174	167	193	1152	192.00	-146
12.	Larsson Carlsson, Ann-Ki	SWE	214	169	191	178	205	188	1145	190.83	-153
13.	Brown, Angie	ENG	172	174	276	186	151	185	1144	190.67	-154
14.	Tataryn, Sharon	CAN	205	174	169	200	200	191	1139	189.83	-159
15.	Duggan, Anne Marie	USA	191	214	149	186	217	179	1136	189.33	-162
16.	Nilsen, Merethe	NOR	162	208	187	220	203	154	1134	189.00	-164
17.	Friis, Jill	CAN	192	161	190	234	183	168	1128	188.00	-170
18.	Baker, Jeanette	AUS	200	174	150	168	202	204	1098	183.00	-200
19.	Li, Xiaolin	CHN	207	166	204	157	185	179	1098	183.00	-200
20.	Schiller, Marett	GER	169	196	173	169	189	198	1094	182.33	-204
21.	Karatsu, Misako	JPN	180	144	172	212	195	189	1092	182.00	-206
22.	Stulikova, Dagmar	CZE	184	157	159	156	211	224	1091	181.83	-207
23.	Miyake, Nobuko	JPN	159	136	180	203	213	198	1089	181.50	-209
24.	Ramos, Margarita	MEX	138	165	193	182	192	218	1088	181.33	-210
25.	Aviram Harlap, Sara	ISR	196	198	168	181	163	182	1088	181.33	-210
26.	Ramos, Marta	PUR	175	203	175	161	174	197	1085	180.83	-213
27.	Rajii, Veronica	CHI	168	146	177	189	211	193	1084	180.67	-214
28.	Berumen, Veronica	MEX	163	187	178	194	178	180	1080	180.00	-218
29.	Robertson, Heather	AUS	160	156	153	182	214	214	1079	179.83	-219
30.	Steiner, Jan	ENG	171	161	196	173	222	156	1079	179.83	-219
31.	Loos, Gabriele	AUT	173	185	194	200	171	156	1079	179.83	-219
32.	Piccini, Teresa	MEX	201	161	186	169	177	184	1078	179.67	-220
33.	Joubert, France	CAN	155	165	162	182	192	218	1074	179.00	-224
34.	Fletcher, Donna	NZL	160	196	168	193	180	175	1072	178.67	-226
35.	Gonzalez, Ivette	VEN	177	174	168	165	180	202	1066	177.67	-232
36.	Flynn, Robyn	AUS	234	180	146	190	169	144	1063	177.17	-235



World Senior Championships

Red Rock Lanes, Las Vegas, Nevada, USA

August 9 – 16, 2013



37.	Tamminen, Tuula	FIN	106 205 192 138 190 231	1062	177.00	-236
38.	Algernon, Suzanne	VEN	144 178 195 135 178 229	1059	176.50	-239
39.	Insinger, Gisela	GER	161 179 179 146 186 207	1058	176.33	-240
40.	Sherstneva, Tatiana	RUS	136 155 149 199 224 194	1057	176.17	-241
41.	Bennett, Ely	PAN	159 187 174 156 163 214	1053	175.50	-245
42.	Vieira, Lúcia	BRA	168 144 209 227 160 143	1051	175.17	-247
43.	Harvey, Cathy	CAN	146 151 180 199 162 211	1049	174.83	-249
44.	Abood, Lizzy	PAN	165 167 176 163 213 164	1048	174.67	-250
45.	Sheshenya, Tatiana	RUS	152 155 202 170 169 197	1045	174.17	-253
46.	Bermudez, Ana	PUR	178 182 163 189 155 177	1044	174.00	-254
47.	Bruckner, Gabriele	AUT	139 188 187 167 181 181	1043	173.83	-255
48.	Mock, Nery	PAN	171 163 195 178 165 168	1040	173.33	-258
49.	Contreras, Maria	CHI	183 203 203 138 153 159	1039	173.17	-259
50.	Flores, Myrna	PUR	191 194 144 158 168 183	1038	173.00	-260
51.	Hayward, Alison	NZL	170 147 184 161 183 188	1033	172.17	-265
52.	Diekhoff, Ursula	GER	159 165 185 165 179 180	1033	172.17	-265
53.	Hodge, Jan	ENG	179 154 160 189 168 180	1030	171.67	-268
54.	Duanis, Hana	ISR	134 179 178 192 181 165	1029	171.50	-269
55.	Brandett, Gerd	NOR	161 125 145 200 199 196	1026	171.00	-272
56.	Quintanilla, Cleo	CHI	197 166 181 155 159 167	1025	170.83	-273
57.	Lloyd, Tricia	ENG	145 177 210 186 159 144	1021	170.17	-277
58.	Wang, Daqiang	CHN	148 149 253 166 153 151	1020	170.00	-278
59.	Helaakoski, Aira	FIN	161 145 161 167 189 193	1016	169.33	-282
60.	Guterman, Sarah	BRA	148 157 203 180 167 155	1010	168.33	-288
61.	Hanusova, Dana	CZE	160 162 157 158 170 202	1009	168.17	-289
62.	Teramura, Michiyo	JPN	150 126 197 169 160 202	1004	167.33	-294
63.	Gablek, Christine	AUT	160 181 187 126 160 189	1003	167.17	-295
64.	Hanusikova, Blanka	CZE	161 152 184 158 199 147	1001	166.83	-297
65.	Stefkova, Eva	CZE	164 156 163 166 188 159	996	166.00	-302
66.	Charles, Sherlie	PAN	160 168 173 156 166 166	989	164.83	-309
67.	Hirata, Chieko	JPN	148 165 200 167 156 151	987	164.50	-311
68.	Perschy, Herta	AUT	172 153 165 166 148 181	985	164.17	-313
69.	Brea, Rosalia	URU	157 169 164 166 160 169	985	164.17	-313
70.	Gill, Rhona	ISR	172 147 156 186 150 164	975	162.50	-323
71.	Castro, Léa	BRA	170 117 131 140 196 219	973	162.17	-325
72.	Perea, Yira	COL	154 166 178 122 180 169	969	161.50	-329
73.	McDonald, Pauline	WAL	178 195 166 149 142 136	966	161.00	-332
74.	Rux, Ingrid	GER	143 135 174 168 199 144	963	160.50	-335
75.	Springer, Elaine	ISV	156 145 156 148 152 203	960	160.00	-338
76.	Bonacina, Marlene	BRA	170 157 167 156 154 155	959	159.83	-339



World Senior Championships

Red Rock Lanes, Las Vegas, Nevada, USA

August 9 – 16, 2013



77.	Adams, Natalie	NZL	147 146 183 142 161 163	942	157.00	-356
78.	Morris, Jill	AUS	167 162 135 160 134 178	936	156.00	-362
79.	Juarez, Silvia	URU	145 141 165 180 157 148	936	156.00	-362
80.	Pöntinen, Raija	FIN	103 144 178 166 142 201	934	155.67	-364
81.	Arenas, Filomena	CHI	151 149 171 146 143 173	933	155.50	-365
82.	Rae, Margaret	SCO	185 129 160 154 154 151	933	155.50	-365
83.	Berge, Sylvi Bergtun	NOR	144 149 123 212 167 135	930	155.00	-368
84.	Lambert, Juanita	ISV	155 146 160 150 130 154	895	149.17	-403
85.	Lester, Winona	ISV	157 120 144 191 178 93	883	147.17	-415
86.	Churchill, Lynnaire	NZL	163 134 130 162 135 155	879	146.50	-419
87.	Kristoffersen, Ragnhild E	NOR	144 158 132 127 168 137	866	144.33	-432
88.	Kruemmel-Keyser, Marga	NED	183 157 141 145 138 98	862	143.67	-436
89.	Morgan, Angie	WAL	147 126 139 132 161 144	849	141.50	-449
90.	Williams, Sheryl	ISV	114 152 146 100 129 158	799	133.17	-499



World Senior Championships

Red Rock Lanes, Las Vegas, Nevada, USA

August 9 – 16, 2013



Single Women Final

Place	Player	Country	G1	Total	Avg	Diff
1.	Sandelin, Lucy	USA	235	235	235.00	0
2.	Carlsson, Christel	SWE	192	192	192.00	-43

Single Women Semi Final 1

Place	Player	Country	G1	Total	Avg	Diff
1.	Sandelin, Lucy	USA	225	225	225.00	0
2.	Romeo, Robin	USA	197	197	197.00	-28

Single Women Semi Final 2

Place	Player	Country	G1	Total	Avg	Diff
1.	Carlsson, Christel	SWE	210	210	210.00	0
2.	Nikupeteri, Riitta	FIN	166	166	166.00	-44



World Senior Championships

Red Rock Lanes, Las Vegas, Nevada, USA

August 9 – 16, 2013



Qualification Results for Singles – Men

Place	Player	Country	G1	G2	G3	G4	G5	G6	Total	Avg	Diff
1.	Mohr, Ron	USA	220	178	247	193	277	256	1371	228.50	0
2.	Danielsson, Christer	SWE	223	199	242	201	211	252	1328	221.33	-43
3.	Chinner, Robert	AUS	187	221	169	258	183	300	1318	219.67	-53
4.	Pettersson, Christer	SWE	245	224	226	209	172	227	1303	217.17	-68
5.	Roberts, Ed	USA	186	258	191	242	213	206	1296	216.00	-75
6.	Amkie, Isaac	MEX	224	214	169	243	225	214	1289	214.83	-82
7.	Raatikainen, Teemu	FIN	185	226	167	253	216	233	1280	213.33	-91
8.	Stewart, Warren	AUS	214	224	202	223	226	191	1280	213.33	-91
9.	Ruiz, Nicolás	COL	230	224	202	192	244	183	1275	212.50	-96
10.	Gómez, Edgar	COL	174	205	237	226	210	219	1271	211.83	-100
11.	Nordberg, Jan	SWE	225	197	190	192	258	203	1265	210.83	-106
12.	Romero, David	COL	215	201	232	246	161	201	1256	209.33	-115
13.	Shienman, Eliezer	ISR	204	178	216	277	188	184	1247	207.83	-124
14.	Serwetnyk, Russel	CAN	241	188	203	186	195	227	1240	206.67	-131
15.	Ando, Satoru	JPN	180	223	195	177	230	230	1235	205.83	-136
16.	Gabrielsen, Ingar	NOR	212	191	212	212	200	207	1234	205.67	-137
17.	Ruiz, Edgardo	PUR	178	178	190	205	213	267	1231	205.17	-140
18.	de Bruijn, Jan	NED	201	191	214	194	185	234	1219	203.17	-152
19.	Miller, Hugh	USA	225	209	210	181	182	212	1219	203.17	-152
20.	Brown, Geoff	ENG	223	188	193	202	194	213	1213	202.17	-158
21.	Mihailescu, Florian	ROU	186	184	178	242	186	223	1199	199.83	-172
22.	Quintero, Jorge	PAN	147	214	232	181	224	201	1199	199.83	-172
23.	Ballard Jr, Del	USA	160	217	231	225	204	161	1198	199.67	-173
24.	Ogata, Tadashi	JPN	215	189	180	194	174	242	1194	199.00	-177
25.	Richards, Terry	WAL	184	197	171	194	234	213	1193	198.83	-178
26.	Lanuza, Eric	PAN	264	208	210	178	148	185	1193	198.83	-178
27.	Hernandez, Arturo	VEN	173	235	203	193	188	196	1188	198.00	-183
28.	Garcia, Gustavo	URU	149	212	160	232	224	210	1187	197.83	-184
29.	Santa, Antonio	PUR	170	184	200	190	211	231	1186	197.67	-185
30.	Nunez, Hilton	DOM	190	176	183	245	165	226	1185	197.50	-186
31.	Lee, Ian	ENG	212	197	192	181	218	182	1182	197.00	-189
32.	Velez, Antonio	PUR	159	223	199	177	197	224	1179	196.50	-192
33.	Kometter, Dusan	AUT	200	192	203	200	218	163	1176	196.00	-195
34.	Kostenuk, Randy	CAN	196	203	208	215	199	155	1176	196.00	-195
35.	Itagaki, Kokichi	JPN	215	195	183	189	191	202	1175	195.83	-196
36.	Infante, Jose Luis	DOM	203	226	204	172	180	190	1175	195.83	-196



World Senior Championships

Red Rock Lanes, Las Vegas, Nevada, USA

August 9 – 16, 2013



37.	Garcia, Manuel		MEX	178	242	213	161	173	207	1174	195.67	-197
38.	Antimirecu, Corneliu		ROU	203	267	174	165	211	154	1174	195.67	-197
39.	Cardozo, Pedro		VEN	194	167	222	235	180	173	1171	195.17	-200
40.	Luo, Jinhua		CHN	183	216	182	176	189	223	1169	194.83	-202
41.	Ochoa, Antonio		VEN	174	190	201	161	236	206	1168	194.67	-203
42.	Ebue, German		NZL	235	203	195	164	179	192	1168	194.67	-203
43.	Lind, Robert		NOR	210	185	204	178	182	206	1165	194.17	-206
44.	Zhu, Yongqiu		CHN	231	185	170	220	171	188	1165	194.17	-206
45.	Brace, Jack		CAN	193	170	213	191	212	186	1165	194.17	-206
46.	Barlow, Gary		ENG	193	170	213	191	212	186	1165	194.17	-206
47.	Valcarcel, Raul		VEN	178	246	179	168	231	163	1165	194.17	-206
48.	Roncoli, Edward		PUR	172	192	189	176	244	188	1161	193.50	-210
49.	Scherbinin, Mykhaylo		UKR	195	211	187	226	162	179	1160	193.33	-211
50.	Dekel, Izhak		ISR	187	182	177	224	184	205	1159	193.17	-212
51.	Vieira, Márcio		BRA	188	154	198	204	200	211	1155	192.50	-216
52.	Gutierrez, Jesus		MEX	171	171	193	192	213	212	1152	192.00	-219
53.	Talevski, Mick		AUS	236	159	190	228	158	178	1149	191.50	-222
54.	Tarase, Marcel		ROU	236	193	175	157	173	213	1147	191.17	-224
55.	Murakami, Takeo		JPN	183	224	125	232	212	165	1141	190.17	-230
56.	Fullbrook, Mark		ENG	186	148	168	224	220	194	1140	190.00	-231
57.	Barrantes, Néstor		COL	179	200	198	180	204	178	1139	189.83	-232
58.	Ding, Tianbao		CHN	150	169	184	224	199	209	1135	189.17	-236
59.	Fatu, Valentin		ROU	205	180	157	193	197	201	1133	188.83	-238
60.	Diekhoff, Jochen		GER	230	153	191	178	196	185	1133	188.83	-238
61.	Kozyrev, Oleg		RUS	167	210	224	156	216	159	1132	188.67	-239
62.	Vervynck, Ray		CAN	200	206	192	160	160	213	1131	188.50	-240
63.	De Guzman, Delfin		NZL	225	166	160	191	201	188	1131	188.50	-240
64.	Mitsyk, Fedir		UKR	192	149	183	234	180	192	1130	188.33	-241
65.	Whybrow, Bob		AUS	166	190	184	195	186	208	1129	188.17	-242
66.	Rodriguez, William		URU	178	227	197	192	178	155	1127	187.83	-244
67.	Mäkelä, Timo		FIN	169	187	203	176	211	178	1124	187.33	-247
68.	Yngström, Stefan		SWE	186	184	209	182	148	214	1123	187.17	-248
69.	Sales, Jamil		BRA	182	170	184	159	178	241	1114	185.67	-257
70.	Levy, Mordechai		ISR	178	178	179	186	213	178	1112	185.33	-259
71.	Soares, Paulo		BRA	145	201	164	241	179	178	1108	184.67	-263
72.	Dähn, Arthur		GER	168	216	133	231	200	158	1106	184.33	-265
73.	Qin, Xiaogang		CHN	197	172	152	185	227	171	1104	184.00	-267
74.	Túlio, Marco		BRA	167	149	238	193	182	173	1102	183.67	-269
75.	Fjordheim, Per Eivind		NOR	208	207	143	171	202	171	1102	183.67	-269
76.	Vermaak, Alan		NZL	171	181	157	225	177	188	1099	183.17	-272



World Senior Championships

Red Rock Lanes, Las Vegas, Nevada, USA

August 9 – 16, 2013



77.	Nicolas, Gregorio		NZL	177	169	186	193	197	176	1098	183.00	-273
78.	Pertegato, Gastone		ITA	170	203	159	190	178	197	1097	182.83	-274
79.	Sizov, Iurii		RUS	167	165	180	213	188	184	1097	182.83	-274
80.	Fabbietti, Sergio		ITA	138	193	213	170	181	197	1092	182.00	-279
81.	Laine, Pentti		FIN	201	147	208	176	179	180	1091	181.83	-280
82.	Morgan, Richard		WAL	152	183	218	214	159	162	1088	181.33	-283
83.	Pena, Fernando		CHI	136	193	146	212	217	182	1086	181.00	-285
84.	Dalton, Graham		WAL	168	158	186	179	201	192	1084	180.67	-287
85.	Panzenboeck, Manfred		AUT	169	193	224	150	167	173	1076	179.33	-295
86.	Keddie, Alan		SCO	181	139	208	178	156	213	1075	179.17	-296
87.	Cepregi, Milan		SVK	201	171	163	173	196	171	1075	179.17	-296
88.	Fiorentin, Lorenzo		ITA	180	175	151	201	164	202	1073	178.83	-298
89.	Adiatulin, Salavat		RUS	160	174	198	216	136	187	1071	178.50	-300
90.	Provenzi, Santo		ITA	158	199	175	185	186	167	1070	178.33	-301
91.	Vakhidov, Rafkat		RUS	189	192	160	177	187	161	1066	177.67	-305
92.	Cohen, Meir		ISR	158	178	188	166	166	209	1065	177.50	-306
93.	Behrends, Erich		GER	171	178	187	124	223	178	1061	176.83	-310
94.	Wondratsch, Wolfgang		AUT	164	209	167	204	164	153	1061	176.83	-310
95.	Blanco, Guillermo		CHI	160	187	160	204	151	197	1059	176.50	-312
96.	Asajewicz, Aleksej		UKR	200	141	221	150	165	182	1059	176.50	-312
97.	Fleischmann, Jan		CZE	165	199	167	157	190	177	1055	175.83	-316
98.	Nilsen, Tom		NOR	163	235	137	174	183	160	1052	175.33	-319
99.	Moravek, Jaroslav		CZE	155	164	201	148	181	201	1050	175.00	-321
100.	Roberts, Gareth		WAL	125	217	178	184	181	164	1049	174.83	-322
101.	Mar, Victor		MEX	117	178	210	172	179	186	1042	173.67	-329
102.	Jablonski, Harold		NED	175	194	215	161	136	158	1039	173.17	-332
103.	Alfonzo, Fernando		URU	169	178	139	169	169	214	1038	173.00	-333
104.	Gaiser, Karl-Heinz		GER	141	167	194	171	198	167	1038	173.00	-333
105.	Diachuk, Sergii		UKR	176	156	147	189	177	190	1035	172.50	-336
106.	Sievänen, Esa		FIN	185	156	174	162	185	173	1035	172.50	-336
107.	Tomasek, Petr		CZE	206	169	170	173	176	139	1033	172.17	-338
108.	Moreno, Alexis		PAN	176	189	151	161	165	190	1032	172.00	-339
109.	Fernandez, Enrique		CHI	175	154	148	195	160	192	1024	170.67	-347
110.	Ross, Jackie		ISV	147	193	161	177	175	169	1022	170.33	-349
111.	Zambrano, Jose		PAN	187	182	168	163	166	147	1013	168.83	-358
112.	Kuzovkin, Sergey		KAZ	153	170	220	160	173	132	1008	168.00	-363
113.	Sebelen, Rolando		DOM	138	204	141	175	161	181	1000	166.67	-371
114.	Castro, Domingo		DOM	180	191	131	196	148	154	1000	166.67	-371
115.	Moorehead Jr, Hugo		ISV	148	201	107	195	151	178	980	163.33	-391
116.	Mandiola, Jorge		CHI	131	222	134	157	167	161	972	162.00	-399



World Senior Championships

Red Rock Lanes, Las Vegas, Nevada, USA

August 9 – 16, 2013



117.	Arbulo, Denis	 URU	169 186 156 141 136 182	970	161.67	-401
118.	Sommer, Hans	 NED	164 134 161 209 139 156	963	160.50	-408
119.	Ebbesen, Vincent	 ISV	132 180 167 126 135 211	951	158.50	-420
120.	Kruemmel, Paul	 NED	152 147 176 165 170 141	951	158.50	-420
121.	Brokes, Frantisek	 CZE	137 157 183 157 157 155	946	157.67	-425
122.	Pargac, Peter	 SVK	120 205 138 202 138 137	940	156.67	-431
123.	Broinger, Christian	 AUT	171 150 177 168 113 136	915	152.50	-456



World Senior Championships

Red Rock Lanes, Las Vegas, Nevada, USA

August 9 – 16, 2013



Single Men Final

Place	Player	Country	G1	Total	Avg	Diff
1.	Danielsson, Christer	SWE	214	214	214.00	0
2.	Mohr, Ron	USA	210	210	210.00	-4

Single Men Semi Final 1

Place	Player	Country	G1	Total	Avg	Diff
1.	Mohr, Ron	USA	164	164	164.00	0
2.	Pettersson, Christer	SWE	156	156	156.00	-8

Single Men Semi Final 2

Place	Player	Country	G1	Total	Avg	Diff
1.	Danielsson, Christer	SWE	186	186	186.00	0
2.	Chinner, Robert	AUS	113	113	113.00	-73



World Senior Championships

Red Rock Lanes, Las Vegas, Nevada, USA

August 9 – 16, 2013



Qualification Results for Doubles - Women

Place	Country	Team	G1	G2	G3	G4	G5	G6	Total	Avg	Diff
1.	MEX	Mexico 1 Berumen, Veronica Piccini, Teresa	400	404	379	370	414	447	2414	201.17	0
2.	SWE	Sweden 1 Larsson Carlsson, Ann-Ki Olsson, Susanne	392	412	383	404	411	385	2387	198.92	-27
3.	USA	U.S.A. 1 Sandelin, Lucy Johnson, Tish	450	359	398	373	410	390	2380	198.33	-34
4.	SWE	Sweden 2 Sulkanen, Lena Carlsson, Christel	404	331	428	385	414	398	2360	196.67	-54
5.	USA	U.S.A. 2 Romeo, Robin Duggan, Anne Marie	354	394	367	398	404	397	2314	192.83	-100
6.	AUS	Australia 2 Flynn, Robyn Baker, Jeanette	376	418	357	400	380	357	2288	190.67	-126
7.	CAN	Canada 2 Friis, Jill Tataryn, Sharon	372	395	402	348	395	370	2282	190.17	-132
8.	AUS	Australia 1 Morris, Jill Robertson, Heather	393	404	355	383	371	364	2270	189.17	-144
9.	VEN	Venezuela 2 Dos Ramos, Milda Alarza, Mariela	427	375	377	341	371	371	2262	188.50	-152
10.	ENG	England 2 Hodge, Jan Brown, Angie	362	373	342	380	372	407	2236	186.33	-178
11.	CAN	Canada 1 Harvey, Cathv Joubert, France	359	419	336	408	357	341	2220	185.00	-194
12.	FIN	Finland 1 Tamminen, Tuula Nikupeteri, Riitta	334	343	388	344	399	393	2201	183.42	-213
13.	GER	Germany 1 Insinger, Gisela	374	396	373	354	345	330	2172	181.00	-242



World Senior Championships

Red Rock Lanes, Las Vegas, Nevada, USA

August 9 – 16, 2013



			Schiller, Marett	190	224	183	163	184	161	1105	184.17	
14.		RUS	Russia 1	349	323	374	382	342	387	2157	179.75	-257
			Sherstneva, Tatiana	169	157	160	180	153	206	1025	170.83	
			Sheshenya, Tatiana	180	166	214	202	189	181	1132	188.67	
15.		NOR	Norway 1	373	390	388	347	301	357	2156	179.67	-258
			Kristoffersen, Ragnhild E	191	201	164	174	151	158	1039	173.17	
			Berge, Sylvi Bergtun	182	189	224	173	150	199	1117	186.17	
16.		CHN	China 1	369	363	338	338	366	367	2141	178.42	-273
			Wang, Daqiang	173	146	154	168	197	192	1030	171.67	
			Li, Xiaolin	196	217	184	170	169	175	1111	185.17	
17.		CHI	Chile 1	321	342	392	343	339	392	2129	177.42	-285
			Arenas, Filomena	172	179	224	184	190	200	1149	191.50	
			Quintanilla, Cleo	149	163	168	159	149	192	980	163.33	
18.		NZL	New Zealand 2	344	360	344	342	381	358	2129	177.42	-285
			Churchill, Lynnaire	187	180	176	188	188	191	1110	185.00	
			Hayward, Alison	157	180	168	154	193	167	1019	169.83	
19.		NZL	New Zealand 1	347	337	400	328	347	369	2128	177.33	-286
			Adams, Natalie	169	158	199	173	170	198	1067	177.83	
			Fletcher, Donna	178	179	201	155	177	171	1061	176.83	
20.		CZE	Czech 1	407	346	283	393	339	355	2123	176.92	-291
			Stulikova, Dagmar	177	175	152	203	161	204	1072	178.67	
			Stefkova, Eva	230	171	131	190	178	151	1051	175.17	
21.		AUT	Austria 1	400	286	336	371	389	341	2123	176.92	-291
			Gablek, Christine	215	150	164	207	191	157	1084	180.67	
			Loos, Gabriele	185	136	172	164	198	184	1039	173.17	
22.		PUR	Puerto Rico 2	359	384	367	353	327	327	2117	176.42	-297
			Bermudez, Ana	171	184	154	179	148	164	1000	166.67	
			Flores, Myrna	188	200	213	174	179	163	1117	186.17	
23.		JPN	Japan 2	369	320	362	371	347	341	2110	175.83	-304
			Teramura, Michiyo	180	175	175	212	167	147	1056	176.00	
			Miyake, Nobuko	189	145	187	159	180	194	1054	175.67	
24.		ISR	Israel 1	363	369	326	331	340	376	2105	175.42	-309
			Duanis, Hana	176	193	167	169	149	171	1025	170.83	
			Gill, Rhona	187	176	159	162	191	205	1080	180.00	
25.		PAN	Panama 2	367	361	364	341	333	322	2088	174.00	-326
			Abood, Lizzy	188	181	228	186	172	144	1099	183.17	
			Mock, Nery	179	180	136	155	161	178	989	164.83	
26.		PAN	Panama 1	336	363	329	351	333	366	2078	173.17	-336
			Bennett, Ely	172	176	159	142	146	190	985	164.17	
			Charles, Sherlie	164	187	170	209	187	176	1093	182.17	



World Senior Championships

Red Rock Lanes, Las Vegas, Nevada, USA
August 9 – 16, 2013



27.		NOR	Norway 2	348 343 418 304 328 337 2078	173.17	-336
			Brandett, Gerd	197 175 164 148 145 175 1004	167.33	
			Nilsen, Merethe	151 168 254 156 183 162 1074	179.00	
28.		CHI	Chile 2	357 361 295 368 358 335 2074	172.83	-340
			Contreras, Maria	188 161 127 167 175 144 962	160.33	
			Rajii, Veronica	169 200 168 201 183 191 1112	185.33	
29.		VEN	Venezuela 1	309 319 388 328 348 377 2069	172.42	-345
			Gonzalez, Ivette	155 168 190 146 171 213 1043	173.83	
			Algernon, Suzanne	154 151 198 182 177 164 1026	171.00	
30.		JPN	Japan 1	315 395 378 348 284 348 2068	172.33	-346
			Karatsu, Misako	163 245 210 185 141 157 1101	183.50	
			Hirata, Chieko	152 150 168 163 143 191 967	161.17	
31.		MEX	Mexico 2	337 346 406 343 303 331 2066	172.17	-348
			Sacre, Fransuesa	169 150 217 144 138 134 952	158.67	
			Ramos, Margarita	168 196 189 199 165 197 1114	185.67	
32.		BRA	Brazil 2	313 358 370 378 306 336 2061	171.75	-353
			Guterman, Sarah	170 205 211 169 181 166 1102	183.67	
			Vieira, Lúcia	143 153 159 209 125 170 959	159.83	
33.		URU	Uruguay 1	321 313 326 371 377 348 2056	171.33	-358
			Juarez, Silvia	170 164 162 192 166 178 1032	172.00	
			Brea, Rosalia	151 149 164 179 211 170 1024	170.67	
34.		WAL	Wales 1	352 395 326 353 262 364 2052	171.00	-362
			McDonald, Pauline	183 225 190 156 122 192 1068	178.00	
			Morgan, Angie	169 170 136 197 140 172 984	164.00	
35.		GER	Germany 2	304 315 357 365 359 350 2050	170.83	-364
			Rux, Ingrid	148 151 189 168 171 178 1005	167.50	
			Diekhoff, Ursula	156 164 168 197 188 172 1045	174.17	
36.		BRA	Brazil 1	354 405 320 306 349 313 2047	170.58	-367
			Castro, Léa	176 193 180 146 181 165 1041	173.50	
			Bonacina, Marlene	178 212 140 160 168 148 1006	167.67	
37.		CZE	Czech 2	329 330 295 354 357 356 2021	168.42	-393
			Hanusikova, Blanka	157 167 158 168 185 157 992	165.33	
			Hanusova, Dana	172 163 137 186 172 199 1029	171.50	
38.		ENG	England 1	310 369 285 350 357 348 2019	168.25	-395
			Lloyd, Tricia	145 157 148 183 149 174 956	159.33	
			Steiner, Jan	165 212 137 167 208 174 1063	177.17	
39.		PUR	Puerto Rico 1	362 330 335 294 316 341 1978	164.83	-436
			Serracin, Nora	195 181 185 137 137 192 1027	171.17	
			Ramos, Marta	167 149 150 157 179 149 951	158.50	



World Senior Championships

Red Rock Lanes, Las Vegas, Nevada, USA
August 9 – 16, 2013



40.		FIN	Finland 2	336 306 335 316 332 340	1965	163.75	-449
			Pöntinen, Raija	157 169 172 171 172 158	999	166.50	
			Helaakoski, Aira	179 137 163 145 160 182	966	161.00	
41.		AUT	Austria 2	382 279 331 326 316 298	1932	161.00	-482
			Bruckner, Gabriele	201 139 170 166 180 163	1019	169.83	
			Perschy, Herta	181 140 161 160 136 135	913	152.17	
42.		ISV	Virgin Islands 2	305 321 307 294 291 326	1844	153.67	-570
			Lambert, Juanita	139 183 138 153 168 170	951	158.50	
			Springer, Elaine	166 138 169 141 123 156	893	148.83	
43.		ISV	Virgin Islands 1	309 296 259 314 330 316	1824	152.00	-590
			Williams, Sheryl	186 136 125 175 172 187	981	163.50	
			Lester, Winona	123 160 134 139 158 129	843	140.50	

Players from make up teams

Country	Player	G1	G2	G3	G4	G5	G6	Total	Avg
	Perea, Yira	167	145	192	153	153	169	979	163.17
	Aviram Harlap, Sara	165	187	201	192	213	155	1113	185.50
	Kruemmel-Keyser, Marga	154	146	171	157	151	167	946	157.67
	Rae, Margaret	177	147	166	174	125	133	922	153.67



World Senior Championships

Red Rock Lanes, Las Vegas, Nevada, USA

August 9 – 16, 2013



Doubles Women Final

Lane pattern category: **Medium**

Lane pattern: **Athens**

Place	Country	Team	Player	G1	Total	Avg	Diff	Next lane
1.		MEX Mexico 1	Berumen, Veronica	178	178	178.00		
			Piccini, Teresa	223	223	223.00		
				401	401	200.50	0	
2.		USA U.S.A. 1	Sandelin, Lucy	197	197	197.00		
			Johnson, Tish	190	190	190.00		
				387	387	193.50	-14	

Doubles Women Semi Final 1

Place	Country	Team	Player	G1	Total	Avg	Diff
1.		MEX Mexico 1	Berumen, Veronica	169	169	169.00	
			Piccini, Teresa	245	245	245.00	
				414	414	207.00	0
2.		SWE Sweden 2	Sulkanen, Lena	215	215	215.00	
			Carlsson, Christel	178	178	178.00	
				393	393	196.50	-21

Doubles Women Semi Final 2

Place	Country	Team	Player	G1	Total	Avg	Diff
1.		USA U.S.A. 1	Sandelin, Lucy	245	245	245.00	
			Johnson, Tish	193	193	193.00	
				438	438	219.00	0
2.		SWE Sweden 1	Larsson Carlsson, Ann-Ki	133	133	133.00	
			Olsson, Susanne	201	201	201.00	
				334	334	167.00	-104



World Senior Championships

Red Rock Lanes, Las Vegas, Nevada, USA

August 9 – 16, 2013



Qualification Results for Doubles - Men

Place	Country	Team	G1	G2	G3	G4	G5	G6	Total	Avg	Diff	
1.	USA	U.S.A. 1	405	430	493	459	471	374	2632	219.33	0	
		Miller, Hugh	201	216	246	222	202	202	1485	212.14		
		Mohr, Ron	178	214	247	237	269	172	1526	218.00		
2.	COL	Colombia 2	447	391	444	381	443	422	2528	210.67	-104	
		Gómez, Edgar	191	203	216	193	229	214	1437	205.29		
		Romero, David	184	188	228	188	214	208	1466	209.43		
3.	CAN	Canada 2	403	441	383	450	404	434	2515	209.58	-117	
		Brace, Jack	180	256	215	224	204	243	1491	213.00		
		Vervynck, Ray	177	185	168	226	200	191	1381	197.29		
4.	USA	U.S.A. 2	391	428	481	443	411	358	2512	209.33	-120	Roll-off
		Roberts, Ed	172	210	202	246	188	180	1382	197.43		
		Ballard Jr, Del	177	218	279	197	223	178	1479	211.29		
5.	FIN	Finland 2	354	406	535	429	372	416	2512	209.33	-120	Roll-off
		Mäkelä, Timo	178	216	246	243	182	190	1255	209.17		
		Raatikainen, Teemu	176	190	289	186	190	226	1257	209.50		
6.	VEN	Venezuela 2	337	453	435	446	385	455	2511	209.25	-121	
		Cardozo, Pedro	169	220	227	238	204	227	1285	214.17		
		Hernandez, Arturo	168	233	208	208	181	228	1226	204.33		
7.	SWE	Sweden 1	436	446	391	414	432	386	2505	208.75	-127	
		Pettersson, Christer	209	248	219	213	222	181	1292	215.33		
		Nordberg, Jan	227	198	172	201	210	205	1213	202.17		
8.	SWE	Sweden 2	400	396	451	398	416	437	2498	208.17	-134	
		Yngström, Stefan	208	172	215	191	236	254	1276	212.67		
		Danielsson, Christer	192	224	236	207	180	183	1222	203.67		
9.	MEX	Mexico 2	388	451	403	418	368	413	2441	203.42	-191	
		Amkie, Isaac	211	224	186	203	181	189	1194	199.00		
		Garcia, Manuel	177	227	217	215	187	224	1247	207.83		
10.	JPN	Japan 2	378	381	440	443	431	365	2438	203.17	-194	
		Ando, Satoru	191	185	258	268	253	182	1337	222.83		
		Ogata, Tadashi	187	196	182	175	178	183	1101	183.50		
11.	FIN	Finland 1	401	364	401	361	471	439	2437	203.08	-195	
		Laine, Pentti	216	196	223	183	236	245	1299	216.50		
		Sievänen, Esa	185	168	178	178	235	194	1138	189.67		
12.	MEX	Mexico 1	364	406	370	414	415	454	2423	201.92	-209	
		Gutierrez, Jesus	194	203	172	215	212	220	1216	202.67		
		Mar, Victor	170	203	198	199	203	234	1207	201.17		



World Senior Championships

Red Rock Lanes, Las Vegas, Nevada, USA
August 9 – 16, 2013



13.		AUS	Australia 2	401 387 384 381 432 428 2413	201.08	-219
			Chinner, Robert	198 183 163 155 235 232 1166	194.33	
			Stewart, Warren	203 204 221 226 197 196 1247	207.83	
14.		NOR	Norway 1	374 366 379 388 490 404 2401	200.08	-231
			Nielsen, Tom	159 204 202 207 269 196 1237	206.17	
			Fjordheim, Per Eivind	215 162 177 181 221 208 1164	194.00	
15.		PUR	Puerto Rico 2	471 368 439 377 360 385 2400	200.00	-232
			Santa, Antonio	236 165 225 196 182 191 1195	199.17	
			Ruiz, Edgardo	235 203 214 181 178 194 1205	200.83	
16.		JPN	Japan 1	425 392 451 407 359 356 2390	199.17	-242
			Murakami, Takeo	223 201 230 216 178 200 1248	208.00	
			Itagaki, Kokichi	202 191 221 191 181 156 1142	190.33	
17.		CHI	Chile 1	336 356 373 402 480 417 2364	197.00	-268
			Mandiola, Jorge	164 185 192 199 234 225 1199	199.83	
			Fernandez, Enrique	172 171 181 203 246 192 1165	194.17	
18.		AUS	Australia 1	402 408 392 410 315 436 2363	196.92	-269
			Whybrow, Bob	249 214 227 180 154 214 1238	206.33	
			Talevski, Mick	153 194 165 230 161 222 1125	187.50	
19.		ROU	Romania 2	340 430 422 379 412 378 2361	196.75	-271
			Mihailescu, Florian	192 217 222 212 216 190 1249	208.17	
			Fatu, Valentin	148 213 200 167 196 188 1112	185.33	
20.		ITA	Italy 2	401 404 354 337 416 419 2331	194.25	-301
			Provenzi, Santo	194 195 165 191 181 202 1128	188.00	
			Pertegato, Gastone	207 209 189 146 235 217 1203	200.50	
21.		ENG	England 1	385 376 353 376 397 442 2329	194.08	-303
			Lee, Ian	182 201 196 182 205 204 1170	195.00	
			Fullbrook, Mark	203 175 157 194 192 238 1159	193.17	
22.		NZL	New Zealand 2	360 408 354 391 434 373 2320	193.33	-312
			Vermaak, Alan	160 194 165 177 200 173 1069	178.17	
			Ebue, German	200 214 189 214 234 200 1251	208.50	
23.		ENG	England 2	412 388 372 358 383 402 2315	192.92	-317
			Barlow, Gary	190 168 214 153 221 182 1128	188.00	
			Brown, Geoff	222 220 158 205 162 220 1187	197.83	
24.		COL	Colombia 1	393 345 374 385 370 446 2313	192.75	-319
			Barrantes, Néstor	191 186 179 196 205 211 1168	194.67	
			Ruiz, Nicolás	202 159 195 189 165 235 1145	190.83	
25.		ITA	Italy 1	420 415 388 331 384 375 2313	192.75	-319
			Fiorentin, Lorenzo	175 182 170 167 210 213 1117	186.17	
			Fabbietti, Sergio	245 233 218 164 174 162 1196	199.33	



World Senior Championships

Red Rock Lanes, Las Vegas, Nevada, USA

August 9 – 16, 2013



26.		NZL	New Zealand 1	370 357 446 396 328 409 2306	192.17	-326
			De Guzman, Delfin	176 165 181 182 176 174 1054	175.67	
			Nicolas, Gregorio	194 192 265 214 152 235 1252	208.67	
27.		CHN	China 1	354 443 372 374 386 377 2306	192.17	-326
			Qin, Xiaoqiang	179 231 185 187 210 188 1180	196.67	
			Zhu, Yongqiu	175 212 187 187 176 189 1126	187.67	
28.		UKR	Ukraine 1	412 456 351 356 357 367 2299	191.58	-333
			Scherbiniin, Mykhaylo	201 243 161 184 196 195 1180	196.67	
			Asajewicz, Aleksej	211 213 190 172 161 172 1119	186.50	
29.		NED	Netherlands 2	379 365 393 379 411 359 2286	190.50	-346
			Sommer, Hans	196 164 199 190 186 175 1110	185.00	
			de Bruijn, Jan	183 201 194 189 225 184 1176	196.00	
30.		BRA	Brazil 1	355 383 369 398 400 376 2281	190.08	-351
			Soares, Paulo	165 176 204 221 222 200 1188	198.00	
			Túlio, Marco	190 207 165 177 178 176 1093	182.17	
31.		NOR	Norway 2	380 348 429 377 368 356 2258	188.17	-374
			Lind, Robert	164 166 236 192 179 166 1103	183.83	
			Gabrielsen, Ingar	216 182 193 185 189 190 1155	192.50	
32.		AUT	Austria 1	368 321 371 382 351 462 2255	187.92	-377
			Kometter, Dusan	211 157 165 182 171 215 1101	183.50	
			Panzenboeck, Manfred	157 164 206 200 180 247 1154	192.33	
33.		PUR	Puerto Rico 1	351 401 362 373 403 361 2251	187.58	-381
			Velez, Antonio	161 204 183 182 173 163 1066	177.67	
			Roncoli, Edward	190 197 179 191 230 198 1185	197.50	
34.		DOM	Dominican Republic 2	410 354 359 380 340 393 2236	186.33	-396
			Castro, Domingo	210 175 179 172 169 201 1106	184.33	
			Infante, Jose Luis	200 179 180 208 171 192 1130	188.33	
35.		GER	Germany 2	303 338 392 389 412 401 2235	186.25	-397
			Dähn, Arthur	134 151 171 212 200 230 1098	183.00	
			Diekhoff, Jochen	169 187 221 177 212 171 1137	189.50	
36.		ROU	Romania 1	412 359 358 366 396 340 2231	185.92	-401
			Tarase, Marcel	223 173 178 200 162 169 1105	184.17	
			Antimirecu, Corneliu	189 186 180 166 234 171 1126	187.67	
37.		WAL	Wales 2	353 330 400 422 360 357 2222	185.17	-410
			Dalton, Graham	186 154 196 188 179 184 1087	181.17	
			Richards, Terry	167 176 204 234 181 173 1135	189.17	
38.		UKR	Ukraine 2	365 345 376 398 321 416 2221	185.08	-411
			Diachuk, Sergij	198 163 187 213 175 196 1132	188.67	
			Mitsyk, Fedir	167 182 189 185 146 220 1089	181.50	



World Senior Championships

Red Rock Lanes, Las Vegas, Nevada, USA
August 9 – 16, 2013



39.		CHN	China 2	383 357 340 368 363 409	2220	185.00	-412
			Luo, Jinhua	213 205 165 192 218 244	1237	206.17	
			Ding, Tianbao	170 152 175 176 145 165	983	163.83	
40.		DOM	Dominican Republic 1	325 399 340 401 353 398	2216	184.67	-416
			Sebelen, Rolando	188 190 167 195 182 207	1129	188.17	
			Nunez, Hilton	137 209 173 206 171 191	1087	181.17	
41.		PAN	Panama 1	356 320 392 355 408 371	2202	183.50	-430
			Lanuza, Eric	176 147 169 152 222 178	1044	174.00	
			Quintero, Jorge	180 173 223 203 186 193	1158	193.00	
42.		GER	Germany 1	376 323 367 383 372 378	2199	183.25	-433
			Gaiser, Karl-Heinz	195 168 200 178 199 208	1148	191.33	
			Behrends, Erich	181 155 167 205 173 170	1051	175.17	
43.		VEN	Venezuela 1	324 324 389 384 361 415	2197	183.08	-435
			Valcarcel, Raul	155 135 191 194 178 202	1055	175.83	
			Ochoa, Antonio	169 189 198 190 183 213	1142	190.33	
44.		NED	Netherlands 1	328 334 363 423 380 365	2193	182.75	-439
			Kruemmel, Paul	159 159 163 198 188 187	1054	175.67	
			Jablonski, Harold	169 175 200 225 192 178	1139	189.83	
45.		ISR	Israel 1	362 369 404 342 349 366	2192	182.67	-440
			Dekel, Izhak	181 193 199 171 198 160	1102	183.67	
			Shienman, Eliezer	181 176 205 171 151 206	1090	181.67	
46.		PAN	Panama 2	386 370 291 324 442 364	2177	181.42	-455
			Zambrano, Jose	182 210 150 165 213 173	1093	182.17	
			Moreno, Alexis	204 160 141 159 229 191	1084	180.67	
47.		RUS	Russia 2	393 339 369 356 366 348	2171	180.92	-461
			Sizov, Iurii	178 176 201 190 189 188	1122	187.00	
			Kozyrev, Oleg	215 163 168 166 177 160	1049	174.83	
48.		CHI	Chile 2	365 328 386 376 324 386	2165	180.42	-467
			Blanco, Guillermo	202 161 181 173 151 207	1075	179.17	
			Pena, Fernando	163 167 205 203 173 179	1090	181.67	
49.		CAN	Canada 1	323 364 363 342 404 364	2160	180.00	-472
			Kostenuk, Randy	166 149 179 182 221 206	1103	183.83	
			Serwetnyk, Russel	157 215 184 160 183 158	1057	176.17	
50.		CZE	Czech 2	372 348 369 347 329 391	2156	179.67	-476
			Fleischmann, Jan	176 190 183 165 225 205	1144	190.67	
			Brokes, Frantisek	196 158 186 182 104 186	1012	168.67	
51.		BRA	Brazil 2	341 395 358 324 324 411	2153	179.42	-479
			Sales, Jamil	195 215 137 165 171 210	1093	182.17	
			Vieira, Márcio	146 180 221 159 153 201	1060	176.67	



World Senior Championships

Red Rock Lanes, Las Vegas, Nevada, USA
August 9 – 16, 2013



52.		SVK	Slovakia 1	376 367 347 367 386 294	2137	178.08	-495
			Cepregi, Milan	208 211 201 187 203 152	1162	193.67	
			Pargac, Peter	168 156 146 180 183 142	975	162.50	
53.		ISR	Israel 2	364 390 343 368 351 320	2136	178.00	-496
			Cohen, Meir	182 199 150 146 179 153	1009	168.17	
			Levy, Mordechai	182 191 193 222 172 167	1127	187.83	
54.		RUS	Russia 1	348 359 305 339 393 383	2127	177.25	-505
			Vakhidov, Rafkat	173 181 158 161 189 203	1065	177.50	
			Adiatulin, Salavat	175 178 147 178 204 180	1062	177.00	
55.		URU	Uruguay 1	303 362 329 366 358 404	2122	176.83	-510
			Rodriguez, William	158 194 162 194 173 179	1060	176.67	
			Garcia, Gustavo	145 168 167 172 185 225	1062	177.00	
56.		URU	Uruguay 2	339 310 414 396 297 352	2108	175.67	-524
			Arbulo, Denis	172 132 170 194 130 171	969	161.50	
			Alfonzo, Fernando	167 178 244 202 167 181	1139	189.83	
57.		WAL	Wales 1	336 359 323 361 315 403	2097	174.75	-535
			Morgan, Richard	138 123 140 167 143 220	931	155.17	
			Roberts, Gareth	198 236 183 194 172 183	1166	194.33	
58.		CZE	Czech 1	297 386 380 374 309 340	2086	173.83	-546
			Moravek, Jaroslav	158 208 175 221 150 183	1095	182.50	
			Tomasek, Petr	139 178 205 153 159 157	991	165.17	
59.		ISV	Virgin Islands 1	355 397 361 270 320 373	2076	173.00	-556
			Ross, Jackie	175 201 191 147 162 214	1090	181.67	
			Ebbesen, Vincent	180 196 170 123 158 159	986	164.33	
60.		AUT	Austria 2	354 315 319 339 377 314	2018	168.17	-614
			Wondratsch, Wolfgang	172 177 179 166 177 160	1031	171.83	
			Broinger, Christian	182 138 140 173 200 154	987	164.50	

Players from make up teams

Country	Player	G1	G2	G3	G4	G5	G6	Total	Avg
	Moorehead Jr, Hugo	194	179	214	212	184	201	1184	197.33
	Kuzovkin, Sergey	216	208	155	191	216	193	1179	196.50
	Keddie, Alan	178	190	187	181	176	208	1120	186.67



World Senior Championships

Red Rock Lanes, Las Vegas, Nevada, USA

August 9 – 16, 2013



Doubles Men Final

Lane pattern category: **Medium**

Lane pattern: **Athens**

Place	Country	Team	Player	G1	Total	Avg	Diff
1.		USA U.S.A. 1	Miller, Hugh	223	223	223.00	
			Mohr, Ron	227	227	227.00	
				450	450	225.00	0
2.		COL Colombia 2	Gómez, Edgar	196	196	196.00	
			Romero, David	191	191	191.00	
				387	387	193.50	-63

Doubles Men Semi Final 1

Place	Country	Team	Player	G1	Total	Avg	Diff
1.		USA U.S.A. 1	Miller, Hugh	201	201	201.00	
			Mohr, Ron	178	178	178.00	
				379	379	189.50	0
2.		USA U.S.A. 2	Roberts, Ed	172	172	172.00	
			Ballard Jr, Del	177	177	177.00	
				349	349	174.50	-30

Doubles Men Semi Final 2

Place	Country	Team	Player	G1	Total	Avg	Diff
1.		COL Colombia 2	Gómez, Edgar	191	191	191.00	
			Romero, David	184	184	184.00	
				375	375	187.50	0
2.		CAN Canada 2	Brace, Jack	180	180	180.00	
			Vervynck, Ray	177	177	177.00	
				357	357	178.50	-18



World Senior Championships

Red Rock Lanes, Las Vegas, Nevada, USA

August 9 – 16, 2013



Qualification Results for Team of Four - Women

Place	Country	Team	G1	G2	G3	G4	G5	G6	Total	Avg	Diff
1.	CAN	Canada 1	805	818	759	809	833	765	4789	199.54	0
		Harvey, Cathy	256	185	211	201	194	182	1229	204.83	
		Joubert, France	127	195	168	189	204	202	1085	180.83	
		Tatarvyn, Sharon	218	235	174	190	205	202	1224	204.00	
		Friis, Jill	204	203	206	229	230	179	1251	208.50	
2.	USA	U.S.A. 1	797	732	742	777	860	746	4654	193.92	-135
		Sandelin, Lucy	224	156	190	210	202	186	1168	194.67	
		Duggan, Anne Marie	172	179	191	178	256	215	1191	198.50	
		Johnson, Tish	194	215	160	190	173	186	1118	186.33	
		Romeo, Robin	207	182	201	199	229	159	1177	196.17	
3.	SWE	Sweden 1	823	826	720	754	764	751	4638	193.25	-151
		Olsson, Susanne	223	204	183	226	210	204	1250	208.33	
		Larsson Carlsson, Ann-Ki	179	213	189	179	222	161	1143	190.50	
		Sulkanen, Lena	206	197	191	167	149	197	1107	184.50	
		Carlsson, Christel	215	212	157	182	183	189	1138	189.67	
4.	AUS	Australia 1	677	804	736	750	756	793	4516	188.17	-273
		Morris, Jill	154	201	180	172	158	175	1040	173.33	
		Robertson, Heather	168	198	179	197	188	203	1133	188.83	
		Flynn, Robyn	172	196	182	154	202	235	1141	190.17	
		Baker, Jeanette	183	209	195	227	208	180	1202	200.33	
5.	FIN	Finland 1	744	793	735	733	711	735	4451	185.46	-338
		Pöntinen, Raija	173	201	153	222	147	210	1106	184.33	
		Helaakoski, Aira	189	204	191	168	148	152	1052	175.33	
		Nikupeteri, Riitta	195	195	182	153	195	173	1093	182.17	
		Tamminen, Tuula	187	193	209	190	221	200	1200	200.00	
6.	AUT	Austria 1	766	762	737	734	673	757	4429	184.54	-360
		Gablek, Christine	214	158	188	235	147	193	1135	189.17	
		Bruckner, Gabriele	190	217	173	129	200	189	1098	183.00	
		Perschy, Herta	174	182	183	160	166	173	1038	173.00	
		Loos, Gabriele	188	205	193	210	160	202	1158	193.00	
7.	PUR	Puerto Rico 1	722	736	758	614	698	727	4255	177.29	-534
		Serracin, Nora	173	197	226	141	152	217	1106	184.33	
		Bermudez, Ana	136	216	189	139	179	162	1021	170.17	
		Ramos, Marta	190	169	176	179	211	189	1114	185.67	
		Flores, Myrna	223	154	167	155	156	159	1014	169.00	



World Senior Championships

Red Rock Lanes, Las Vegas, Nevada, USA

August 9 – 16, 2013



8.		MEX	Mexico 1	704 625 774 704 724 710	4241	176.71	-548
			Piccini, Teresa	155 177 223 162 179 198	1094	182.33	
			Berumen, Veronica	194 161 194 159 219 147	1074	179.00	
			Sacre, Fransuesa	175 147 158 193 137 184	994	165.67	
			Ramos, Margarita	180 140 199 190 189 181	1079	179.83	
9.		VEN	Venezuela 1	667 661 732 778 747 649	4234	176.42	-555
			Dos Ramos, Milda	168 179 201 214 272 175	1209	201.50	
			Algernon, Suzanne	158 156 173 186 155 116	944	157.33	
			Gonzalez, Ivette	185 174 169 195 168 178	1069	178.17	
			Alarza, Mariela	156 152 189 183 152 180	1012	168.67	
10.		ENG	England 1	756 717 712 630 723 653	4191	174.62	-598
			Steiner, Jan	199 169 161 139 177 163	1008	168.00	
			Lloyd, Tricia	199 217 171 138 180 142	1047	174.50	
			Hodge, Jan	145 187 192 146 200 200	1070	178.33	
			Brown, Angie	213 144 188 207 166 148	1066	177.67	
11.		CZE	Czech 1	794 729 669 703 654 637	4186	174.42	-603
			Hanusikova, Blanka	161 179 164 184 138 148	974	162.33	
			Stulikova, Dagmar	217 209 213 156 169 182	1146	191.00	
			Stefkova, Eva	217 158 142 169 154 152	992	165.33	
			Hanusova, Dana	199 183 150 194 193 155	1074	179.00	
12.		JPN	Japan 1	648 715 711 682 746 668	4170	173.75	-619
			Karatsu, Misako	123 195 197 160 191 180	1046	174.33	
			Hirata, Chieko	165 199 172 168 209 166	1079	179.83	
			Miyake, Nobuko	168 150 175 165 190 190	1038	173.00	
			Teramura, Michiyo	192 171 167 189 156 132	1007	167.83	
13.		PAN	Panama 1	649 637 583 745 708 749	4071	169.62	-718
			Abood, Lizzy	153 174 144 204 180 215	1070	178.33	
			Bennett, Ely	164 167 153 190 188 162	1024	170.67	
			Mock, Nery	172 167 137 197 172 187	1032	172.00	
			Charles, Sherlie	160 129 149 154 168 185	945	157.50	
14.		NOR	Norway 1	759 677 702 684 569 669	4060	169.17	-729
			Berge, Sylvi Bergtun	193 167 168 147 137 154	966	161.00	
			Kristoffersen, Ragnhild E	184 144 163 168 166 153	978	163.00	
			Brandett, Gerd	169 155 202 180 154 170	1030	171.67	
			Nielsen, Merethe	213 211 169 189 112 192	1086	181.00	
15.		GER	Germany 1	722 676 683 692 586 691	4050	168.75	-739
			Schiller, Maret	154 175 188 171 157 180	1025	170.83	
			Diekhoff, Ursula	156 154 157 173 115 140	895	149.17	
			Rux, Ingrid	192 177 158 133 114 166	940	156.67	
			Insinger, Gisela	220 170 180 215 200 205	1190	198.33	



World Senior Championships

Red Rock Lanes, Las Vegas, Nevada, USA

August 9 – 16, 2013



16.		CHI	Chile 1	788 605 713 669 669 572 4016	167.33	-773
			Contreras, Maria	220 162 206 220 202 158	1168	194.67
			Quintanilla, Cleo	185 135 136 115 153 152	876	146.00
			Arenas, Filomena	192 157 168 141 139 146	943	157.17
			Rajii, Veronica	191 151 203 193 175 116	1029	171.50
17.		NZL	New Zealand 1	696 721 626 600 660 684 3987	166.12	-802
			Hayward, Alison	215 164 145 125 185 178	1012	168.67
			Fletcher, Donna	169 200 176 101 120 114	880	146.67
			Adams, Natalie	155 187 160 194 174 201	1071	178.50
			Churchill, Lynnaire	157 170 145 180 181 191	1024	170.67
18.		BRA	Brazil 1	635 663 768 595 652 644 3957	164.88	-832
			Bonacina, Marlene	160 153 175 145 166 176	975	162.50
			Castro, Léa	145 151 190 160 159 156	961	160.17
			Guterman, Sarah	187 170 212 160 191 151	1071	178.50
			Vieira, Lúcia	143 189 191 130 136 161	950	158.33
19.		ISV	Virgin Islands 1	548 632 667 572 604 569 3592	149.67	-1197
			Lambert, Juanita	162 153 137 188 145 141	926	154.33
			Williams, Sheryl	107 204 189 119 177 136	932	155.33
			Lester, Winona	137 111 163 128 147 125	811	135.17
			Springer, Elaine	142 164 178 137 135 167	923	153.83

Players from make up teams

Country	Player	G1	G2	G3	G4	G5	G6	Total	Avg
	CHN Li, Xiaolin	179	172	174	180	175	150	1030	171.67
	CHN Wang, Daqiang	135	164	192	122	167	134	914	152.33
	COL Perea, Yira	157	144	167	192	185	161	1006	167.67
	ISR Aviram Harlap, Sara	156	187	204	192	179	204	1122	187.00
	ISR Duanis, Hana	183	170	191	150	193	188	1075	179.17
	ISR Gill, Rhona	168	153	166	197	168	147	999	166.50
	NED Kruemmel-Keyser, Margta	129	140	136	164	109	142	820	136.67
	RUS Sherstneva, Tatiana	175	203	181	154	148	160	1021	170.17
	RUS Sheshenya, Tatiana	159	178	166	192	144	199	1038	173.00
	SCO Rae, Margaret	175	165	150	157	137	167	951	158.50
	URU Brea, Rosalia	192	145	154	178	178	153	1000	166.67
	URU Juarez, Silvia	151	192	202	183	159	159	1046	174.33
	WAL McDonald, Pauline	200	165	151	138	144	196	994	165.67
	WAL Morgan, Angie	172	186	139	182	141	161	981	163.50



World Senior Championships

Red Rock Lanes, Las Vegas, Nevada, USA

August 9 – 16, 2013



Team of Four - Women Final

Lane pattern category: Medium

Place	Country	Team	Player	G1	Total	Avg	Diff
1.		SWE Sweden 1	Olsson, Susanne	191	191	191.00	
			Larsson Carlsson, Ann-Ki	197	197	197.00	
			Sulkanen, Lena	186	186	186.00	
			Carlsson, Christel	253	253	253.00	
				827	827	206.75	0
2.		CAN Canada 1	Harvey, Cathy	161	161	161.00	
			Joubert, France	222	222	222.00	
			Tataryn, Sharon	137	137	137.00	
			Friis, Jill	159	159	159.00	
				679	679	169.75	-148

Team of Four Women Semi Final 2

Lane pattern category: Short

Place	Country	Team	Player	G1	Total	Avg	Diff
1.		SWE Sweden 1	Olsson, Susanne	198	198	198.00	
			Larsson Carlsson, Ann-Ki	159	159	159.00	
			Sulkanen, Lena	204	204	204.00	
			Carlsson, Christel	233	233	233.00	
				794	794	198.50	0
2.		USA U.S.A. 1	Sandelin, Lucy	186	186	186.00	
			Duggan, Anne Marie	198	198	198.00	
			Johnson, Tish	180	180	180.00	
			Romeo, Robin	191	191	191.00	
				755	755	188.75	-39

Team of Four Women Semi Final 1

Lane pattern category: Medium

Place	Country	Team	Player	G1	Total	Avg	Diff
1.		CAN Canada 1	Harvey, Cathy	198	198	198.00	
			Joubert, France	265	265	265.00	
			Tataryn, Sharon	202	202	202.00	
			Friis, Jill	192	192	192.00	
				857	857	214.25	0
2.		AUS Australia 1	Morris, Jill	209	209	209.00	
			Robertson, Heather	175	175	175.00	
			Flynn, Robyn	177	177	177.00	
			Baker, Jeanette	191	191	191.00	
				752	752	188.00	-105



World Senior Championships

Red Rock Lanes, Las Vegas, Nevada, USA

August 9 – 16, 2013



Qualification Results for Team of Four - Men

Place	Country	Team	G1	G2	G3	G4	G5	G6	Total	Avg	Diff
1.		SWE Sweden 1	869	890	977	802	848	901	5287	220.29	0
		Nordberg, Jan	267	255	247	208	212	222	1411	235.17	
		Pettersson, Christer	194	195	259	211	200	226	1285	214.17	
		Yngström, Stefan	233	194	224	204	211	216	1282	213.67	
		Danielsson, Christer	175	246	247	179	225	237	1309	218.17	
2.		USA U.S.A. 1	822	783	1007	781	799	819	5011	208.79	-276
		Roberts, Ed	192	181	256	166	177	180	1152	192.00	
		Miller, Hugh	212	199	237	180	207	204	1239	206.50	
		Ballard Jr, Del	165	175	225	189	168	192	1114	185.67	
		Mohr, Ron	253	228	289	246	247	243	1506	251.00	
3.		PUR Puerto Rico 1	835	854	820	805	874	768	4956	206.50	-331
		Santa, Antonio	173	202	193	226	196	256	1246	207.67	
		Velez, Antonio	225	215	188	176	191	170	1165	194.17	
		Roncoli, Edward	233	236	191	225	236	161	1282	213.67	
		Ruiz, Edgardo	204	201	248	178	251	181	1263	210.50	
4.		MEX Mexico 1	788	805	866	761	850	850	4920	205.00	-367
		Amkie, Isaac	182	191	236	223	194	227	1253	208.83	
		Garcia, Manuel	214	197	225	166	223	209	1234	205.67	
		Gutierrez, Jesus	211	198	189	196	229	222	1245	207.50	
		Mar, Victor	181	219	216	176	204	192	1188	198.00	
5.		JPN Japan 1	871	849	730	703	783	824	4760	198.33	-527
		Ando, Satoru	206	219	143	180	196	159	1103	183.83	
		Ogata, Tadashi	217	220	166	172	203	224	1202	200.33	
		Itagaki, Kokichi	169	205	222	149	141	221	1107	184.50	
		Murakami, Takeo	279	205	199	202	243	220	1348	224.67	
6.		AUS Australia 1	777	817	779	773	801	752	4699	195.79	-588
		Stewart, Warren	213	148	152	200	190	181	1084	180.67	
		Whybrow, Bob	177	205	213	191	184	215	1185	197.50	
		Chinner, Robert	216	254	246	193	215	182	1306	217.67	
		Talevski, Mick	171	210	168	189	212	174	1124	187.33	
7.		CAN Canada 1	766	796	693	816	748	827	4646	193.58	-641
		Brace, Jack	145	216	181	183	207	193	1125	187.50	
		Kostenuk, Randy	178	152	169	220	175	197	1091	181.83	
		Serwetnyk, Russel	179	233	186	170	174	221	1163	193.83	
		Vervynck, Ray	264	195	157	243	192	216	1267	211.17	
8.		VEN Venezuela 1	799	811	810	730	698	789	4637	193.21	-650
		Cardozo, Pedro	205	211	184	185	154	216	1155	192.50	
		Valcarcel, Raul	173	224	215	163	204	187	1166	194.33	
		Ochoa, Antonio	235	170	222	204	161	184	1176	196.00	
		Hernandez, Arturo	186	206	189	178	179	202	1140	190.00	










World Senior Championships

Red Rock Lanes, Las Vegas, Nevada, USA

August 9 – 16, 2013



9.		COL	Colombia 1	834 746 789 822 776 658 4625	192.71	-662
			Ruiz, Nicolás	227 168 187 201 234 191 1208	201.33	
			Barrantes, Néstor	211 203 189 199 170 169 1141	190.17	
			Gómez, Edgar	174 185 223 204 173 156 1115	185.83	
			Romero, David	222 190 190 218 199 142 1161	193.50	
10.		FIN	Finland 1	772 785 791 697 807 769 4621	192.54	-666
			Sievänen, Esa	203 208 187 170 191 177 1136	189.33	
			Laine, Pentti	211 180 237 179 223 206 1236	206.00	
			Mäkelä, Timo	154 173 166 169 211 201 1074	179.00	
			Raatikainen, Teemu	204 224 201 179 182 185 1175	195.83	
11.		NOR	Norway 1	664 774 716 784 728 863 4529	188.71	-758
			Nilsen, Tom	151 174 172 181 193 190 1061	176.83	
			Fiordheim, Per Eivind	159 215 207 180 151 246 1158	193.00	
			Lind, Robert	176 201 148 192 173 212 1102	183.67	
			Gabrielsen, Ingar	178 184 189 231 211 215 1208	201.33	
12.		UKR	Ukraine 1	813 780 754 672 753 754 4526	188.58	-761
			Mitsyk, Fedir	201 188 168 179 189 178 1103	183.83	
			Diachuk, Sergii	201 181 168 126 179 163 1018	169.67	
			Asajewicz, Aleksej	194 188 203 177 204 209 1175	195.83	
			Scherbinin, Mykhaylo	217 223 215 190 181 204 1230	205.00	
13.		URU	Uruguay 1	724 778 773 691 835 723 4524	188.50	-763
			Rodríguez, William	159 202 227 169 242 157 1156	192.67	
			Arbulo, Denis	168 204 143 179 232 149 1075	179.17	
			Alfonzo, Fernando	211 168 180 180 212 190 1141	190.17	
			García, Gustavo	186 204 223 163 149 227 1152	192.00	
14.		ENG	England 1	739 741 822 771 677 758 4508	187.83	-779
			Barlow, Gary	185 190 201 165 210 203 1154	192.33	
			Lee, Ian	178 195 188 185 159 190 1095	182.50	
			Fullbrook, Mark	184 158 204 185 155 185 1071	178.50	
			Brown, Geoff	192 198 229 236 153 180 1188	198.00	
15.		CHN	China 1	770 813 830 696 716 671 4496	187.33	-791
			Qin, Xiaoqiang	199 184 214 178 177 148 1100	183.33	
			Zhu, Yongqiu	190 192 209 167 204 166 1128	188.00	
			Luo, Jinhua	196 214 222 186 176 168 1162	193.67	
			Ding, Tianbao	185 223 185 165 159 189 1106	184.33	
16.		PAN	Panama 1	766 735 811 700 671 791 4474	186.42	-813
			Lanuza, Eric	178 151 203 171 187 210 1100	183.33	
			Moreno, Alexis	191 180 179 216 159 176 1101	183.50	
			Zambrano, Jose	186 207 172 155 151 173 1044	174.00	
			Quintero, Jorge	211 197 257 158 174 232 1229	204.83	





World Senior Championships

Red Rock Lanes, Las Vegas, Nevada, USA

August 9 – 16, 2013



17.		NZL	New Zealand 1	751 790 733 710 676 792 4452	185.50	-835
			Nicolas, Gregorio	193 221 185 187 135 245	1166	194.33
			Vermaak, Alan	214 190 179 181 169 201	1134	189.00
			De Guzman, Delfin	176 189 175 164 191 180	1075	179.17
			Ebue, German	168 190 194 178 181 166	1077	179.50
18.		ROU	Romania 1	801 685 775 693 759 733 4446	185.25	-841
			Antimirecu, Corneliu	195 189 177 163 202 170	1096	182.67
			Fatu, Valentin	171 166 210 166 165 208	1086	181.00
			Tarase, Marcel	191 177 174 193 191 177	1103	183.83
			Mihailescu, Florian	244 153 214 171 201 178	1161	193.50
19.		ITA	Italy 1	783 767 771 701 721 702 4445	185.21	-842
			Provenzi, Santo	275 186 172 178 212 187	1210	201.67
			Fiorentin, Lorenzo	169 193 188 125 162 132	969	161.50
			Fabbietti, Sergio	157 197 234 162 168 193	1111	185.17
			Pertegato, Gastone	182 191 177 236 179 190	1155	192.50
20.		GER	Germany 1	623 779 778 774 713 736 4403	183.46	-884
			Dähn, Arthur	144 225 180 222 157 177	1105	184.17
			Gaiser, Karl-Heinz	155 195 161 189 166 165	1031	171.83
			Behrends, Erich	157 193 213 174 200 178	1115	185.83
			Diekhoff, Jochen	167 166 224 189 190 216	1152	192.00
21.		CHI	Chile 1	653 712 674 744 783 788 4354	181.42	-933
			Mandiola, Jorge	204 175 180 197 215 254	1225	204.17
			Blanco, Guillermo	146 169 164 167 222 183	1051	175.17
			Pena, Fernando	137 154 161 159 166 163	940	156.67
			Fernandez, Enrique	166 214 169 221 180 188	1138	189.67
22.		WAL	Wales 1	702 756 793 667 708 726 4352	181.33	-935
			Roberts, Gareth	173 202 171 169 187 175	1077	179.50
			Morgan, Richard	201 208 235 155 200 179	1178	196.33
			Dalton, Graham	160 176 234 176 162 169	1077	179.50
			Richards, Terry	168 170 153 167 159 203	1020	170.00
23.		BRA	Brazil 1	645 676 751 781 724 718 4295	178.96	-992
			Sales, Jamil	165 138 186 158 169 190	1006	167.67
			Soares, Paulo	166 177 174 255 214 164	1150	191.67
			Túlio, Marco	135 158 186 181 190 171	1021	170.17
			Vieira, Márcio	179 203 205 187 151 193	1118	186.33
24.		ISR	Israel 1	704 788 728 621 701 752 4294	178.92	-993
			Cohen, Meir	160 171 189 169 165 186	1040	173.33
			Levy, Mordechai	172 183 160 165 186 190	1056	176.00
			Shienman, Eliezer	168 189 198 159 195 171	1080	180.00
			Dekel, Izhak	204 245 181 128 155 205	1118	186.33



World Senior Championships

Red Rock Lanes, Las Vegas, Nevada, USA

August 9 – 16, 2013



25.		DOM	Dominican Republic 1	781 713 741 674 673 712	4294	178.92	-993
			Sebelen, Rolando	172 171 224 138 174 161	1040	173.33	
			Castro, Domingo	177 183 152 189 159 193	1053	175.50	
			Infante, Jose Luis	208 156 193 178 149 158	1042	173.67	
			Nunez, Hilton	224 203 172 169 191 200	1159	193.17	
26.		RUS	Russia 1	741 697 697 671 727 748	4281	178.38	-1006
			Sizov, Iurii	157 169 188 130 171 215	1030	171.67	
			Kozyrev, Oleg	193 193 153 182 232 191	1144	190.67	
			Vakhidov, Rafkat	176 170 148 185 174 180	1033	172.17	
			Adiatulin, Salavat	215 165 208 174 150 162	1074	179.00	
27.		NED	Netherlands 1	807 776 736 651 610 677	4257	177.38	-1030
			Kruemmel, Paul	196 170 187 148 162 167	1030	171.67	
			Sommer, Hans	263 200 169 137 134 156	1059	176.50	
			Jablonski, Harold	179 197 159 184 163 163	1045	174.17	
			de Bruijn, Jan	169 209 221 182 151 191	1123	187.17	
28.		AUT	Austria 1	761 750 651 619 701 704	4186	174.42	-1101
			Kometter, Dusan	200 205 132 155 176 192	1060	176.67	
			Wondratsch, Wolfgang	197 178 170 186 142 187	1060	176.67	
			Broinger, Christian	145 178 174 125 169 143	934	155.67	
			Panzenboeck, Manfred	219 189 175 153 214 182	1132	188.67	
29.		CZE	Czech 1	679 762 612 707 646 712	4118	171.58	-1169
			Moravek, Jaroslav	127 189 134 147 144 156	897	149.50	
			Tomasek, Petr	169 185 156 190 132 132	964	160.67	
			Brokes, Frantisek	161 167 165 160 180 166	999	166.50	
			Fleischmann, Jan	222 221 157 210 190 258	1258	209.67	

Players from make up teams

Country	Player	G1	G2	G3	G4	G5	G6	Total	Avg
	Ebbesen, Vincent	172	169	199	140	149	144	973	162.17
	Moorehead Jr, Hugo	182	221	199	136	189	198	1125	187.50
	Ross, Jackie	167	142	179	190	125	194	997	166.17
	Kuzovkin, Sergey	222	140	136	170	167	176	1011	168.50
	Keddie, Alan	245	191	212	177	182	165	1172	195.33
	Cepregi, Milan	154	146	145	211	180	211	1047	174.50
	Pargac, Peter	163	156	153	126	170	159	927	154.50



World Senior Championships

Red Rock Lanes, Las Vegas, Nevada, USA

August 9 – 16, 2013



Team of Four Men Final

Lane pattern category: Medium

Place	Country	Team	Player	G1	Total	Avg	Diff
1.		SWE Sweden 1	Nordberg, Jan	236	236	236.00	
			Pettersson, Christer	199	199	199.00	
			Yngström, Stefan	247	247	247.00	
			Danielsson, Christer	221	221	221.00	
			903	903	225.75	0	
2.		USA U.S.A. 1	Miller, Hugh	215	215	215.00	
			Roberts, Ed	184	184	184.00	
			Ballard Jr, Del	201	201	201.00	
			Mohr, Ron	216	216	216.00	
			816	816	204.00	-87	

Team of Four Men Semi Final 1

Lane pattern category: Medium

Place	Country	Team	Player	G1	Total	Avg	Diff
1.		SWE Sweden 1	Nordberg, Jan	199	199	199.00	
			Pettersson, Christer	216	216	216.00	
			Yngström, Stefan	194	194	194.00	
			Danielsson, Christer	156	156	156.00	
			765	765	191.25	0	
2.		MEX Mexico 1	Amkie, Isaac	169	169	169.00	
			Garcia, Manuel	194	194	194.00	
			Mar, Victor	191	191	191.00	
			Gutierrez, Jesus	142	142	142.00	
			696	696	174.00	-69	

Team of Four Men Semi Final 2

Lane pattern category: Medium

Place	Country	Team	Player	G1	Total	Avg	Diff
1.		USA U.S.A. 1	Miller, Hugh	225	225	225.00	
			Roberts, Ed	189	189	189.00	
			Ballard Jr, Del	246	246	246.00	
			Mohr, Ron	200	200	200.00	
			860	860	215.00	0	
2.		PUR Puerto Rico 1	Santa, Antonio	237	237	237.00	
			Velez, Antonio	193	193	193.00	
			Roncoli, Edward	205	205	205.00	
			Ruiz, Edgardo	209	209	209.00	
			844	844	211.00	-16	



World Senior Championships

Red Rock Lanes, Las Vegas, Nevada, USA

August 9 – 16, 2013



All Event – Final standing - Women

Place	Country	Player	TEAM			Total	Avg	Diff
			SINGLES	DOUBLES	OF FOUR			
			Score	Score	Score			
1.	USA	Romeo, Robin	1298	1241	1177	3716	206.44	0
2.	SWE	Olsson, Susanne	1221	1232	1250	3703	205.72	-13
3.	USA	Sandelin, Lucy	1238	1232	1168	3638	202.11	-78
4.	SWE	Carlsson, Christel	1275	1201	1138	3614	200.78	-102
5.	CAN	Fris, Jill	1128	1198	1251	3577	198.72	-139
6.	VEN	Dos Ramos, Milda	1164	1150	1209	3523	195.72	-193
7.	AUS	Baker, Jeanette	1098	1204	1202	3504	194.67	-212
8.	USA	Johnson, Tish	1231	1148	1118	3497	194.28	-219
9.	SWE	Sulkanen, Lena	1204	1159	1107	3470	192.78	-246
10.	FIN	Nikupeteri, Riitta	1262	1099	1093	3454	191.89	-262
11.	CAN	Tataryn, Sharon	1139	1084	1224	3447	191.50	-269
12.	SWE	Larsson Carlsson, Ann-Ki	1145	1155	1143	3443	191.28	-273
13.	MEX	Piccini, Teresa	1078	1268	1094	3440	191.11	-276
14.	CAN	Harvey, Cathy	1049	1129	1229	3407	189.28	-309
15.	USA	Duggan, Anne Marie	1136	1073	1191	3400	188.89	-316
16.	ENG	Brown, Angie	1144	1162	1066	3372	187.33	-344
17.	FIN	Tamminen, Tuula	1062	1102	1200	3364	186.89	-352
18.	ISR	Aviram Harlap, Sara	1088	1113	1122	3323	184.61	-393
19.	GER	Insinger, Gisela	1058	1067	1190	3315	184.17	-401
20.	CZE	Stulikova, Dagmar	1091	1072	1146	3309	183.83	-407
21.	MEX	Berumen, Veronica	1080	1146	1074	3300	183.33	-416
22.	NOR	Nielsen, Merethe	1134	1074	1086	3294	183.00	-422
23.	AUS	Flynn, Robyn	1063	1084	1141	3288	182.67	-428
24.	VEN	Alarza, Mariela	1163	1112	1012	3287	182.61	-429
25.	PUR	Serracin, Nora	1153	1027	1106	3286	182.56	-430
26.	MEX	Ramos, Margarita	1088	1114	1079	3281	182.28	-435
27.	AUT	Loos, Gabriele	1079	1039	1158	3276	182.00	-440
28.	AUS	Robertson, Heather	1079	1052	1133	3264	181.33	-452
29.	CAN	Joubert, France	1074	1091	1085	3250	180.56	-466
30.	JPN	Karatsu, Misako	1092	1101	1046	3239	179.94	-477
31.	CHN	Li, Xiaolin	1098	1111	1030	3239	179.94	-477
32.	CHI	Rajii, Veronica	1084	1112	1029	3225	179.17	-491
33.	GER	Schiller, Marett	1094	1105	1025	3224	179.11	-492



World Senior Championships

Red Rock Lanes, Las Vegas, Nevada, USA

August 9 – 16, 2013



34.		AUT	Gablek, Christine	1003	1084	1135	3222	179.00	-494
35.		PAN	Abood, Lizzy	1048	1099	1070	3217	178.72	-499
36.		RUS	Sheshenya, Tatiana	1045	1132	1038	3215	178.61	-501
37.		AUS	Morris, Jill	936	1218	1040	3194	177.44	-522
38.		BRA	Guterman, Sarah	1010	1102	1071	3183	176.83	-533
39.		JPN	Miyake, Nobuko	1089	1054	1038	3181	176.72	-535
40.		VEN	Gonzalez, Ivette	1066	1043	1069	3178	176.56	-538
41.		ENG	Hodge, Jan	1030	1074	1070	3174	176.33	-542
42.		PUR	Flores, Myrna	1038	1117	1014	3169	176.06	-547
43.		CHI	Contreras, Maria	1039	962	1168	3169	176.06	-547
44.		AUT	Bruckner, Gabriele	1043	1019	1098	3160	175.56	-556
45.		PUR	Ramos, Marta	1085	951	1114	3150	175.00	-566
46.		ENG	Steiner, Jan	1079	1063	1008	3150	175.00	-566
47.		ISR	Duanis, Hana	1029	1025	1075	3129	173.83	-587
48.		CZE	Hanusova, Dana	1009	1029	1074	3112	172.89	-604
49.		RUS	Sherstneva, Tatiana	1057	1025	1021	3103	172.39	-613
50.		MEX	Sacre, Fransuesa	1152	952	994	3098	172.11	-618
51.		NZL	Adams, Natalie	942	1067	1071	3080	171.11	-636
52.		JPN	Teramura, Michiyo	1004	1056	1007	3067	170.39	-649
53.		PUR	Bermudez, Ana	1044	1000	1021	3065	170.28	-651
54.		NZL	Hayward, Alison	1033	1019	1012	3064	170.22	-652
55.		PAN	Bennett, Ely	1053	985	1024	3062	170.11	-654
56.		PAN	Mock, Nery	1040	989	1032	3061	170.06	-655
57.		NOR	Brandett, Gerd	1026	1004	1030	3060	170.00	-656
58.		ISR	Gill, Rhona	975	1080	999	3054	169.67	-662
59.		FIN	Pöntinen, Raija	934	999	1106	3039	168.83	-677
60.		CZE	Stefkova, Eva	996	1051	992	3039	168.83	-677
61.		FIN	Helaakoski, Aira	1016	966	1052	3034	168.56	-682
62.		JPN	Hirata, Chieko	987	967	1079	3033	168.50	-683
63.		VEN	Algernon, Suzanne	1059	1026	944	3029	168.28	-687
64.		WAL	McDonald, Pauline	966	1068	994	3028	168.22	-688
65.		PAN	Charles, Sherlie	989	1093	945	3027	168.17	-689
66.		CHI	Arenas, Filomena	933	1149	943	3025	168.06	-691
67.		ENG	Lloyd, Tricia	1021	956	1047	3024	168.00	-692
68.		URU	Juarez, Silvia	936	1032	1046	3014	167.44	-702
69.		NZL	Churchill, Lynnaire	879	1110	1024	3013	167.39	-703
70.		NOR	Berge, Sylvi Bergtun	930	1117	966	3013	167.39	-703
71.		NZL	Fletcher, Donna	1072	1061	880	3013	167.39	-703
72.		URU	Brea, Rosalia	985	1024	1000	3009	167.17	-707
73.		BRA	Castro, Léa	973	1041	961	2975	165.28	-741



World Senior Championships

Red Rock Lanes, Las Vegas, Nevada, USA

August 9 – 16, 2013



74.		GER	Diekhoff, Ursula	1033	1045	895	2973	165.17	-743
75.		CZE	Hanusikova, Blanka	1001	992	974	2967	164.83	-749
76.		CHN	Wang, Daqiang	1020	1030	914	2964	164.67	-752
77.		BRA	Vieira, Lúcia	1051	959	950	2960	164.44	-756
78.		COL	Perea, Yira	969	979	1006	2954	164.11	-762
79.		BRA	Bonacina, Marlene	959	1006	975	2940	163.33	-776
80.		AUT	Perschy, Herta	985	913	1038	2936	163.11	-780
81.		GER	Rux, Ingrid	963	1005	940	2908	161.56	-808
82.		NOR	Kristoffersen, Ragnhild E	866	1039	978	2883	160.17	-833
83.		CHI	Quintanilla, Cleo	1025	980	876	2881	160.06	-835
84.		WAL	Morgan, Angie	849	984	981	2814	156.33	-902
85.		SCO	Rae, Margaret	933	922	951	2806	155.89	-910
86.		ISV	Springer, Elaine	960	893	923	2776	154.22	-940
87.		ISV	Lambert, Juanita	895	951	926	2772	154.00	-944
88.		ISV	Williams, Sheryl	799	981	932	2712	150.67	-1004
89.		NED	Kruemmel-Keyser, Marga	862	946	820	2628	146.00	-1088
90.		ISV	Lester, Winona	883	843	811	2537	140.94	-1179

MERIQ



World Senior Championships

Red Rock Lanes, Las Vegas, Nevada, USA

August 9 – 16, 2013



All Event – Final standing - Men

Place	Country	Player	<u>TEAM</u>			Total	Avg	Diff	Roll-off
			<u>SINGLES</u>	<u>DOUBLES</u>	<u>OF FOUR</u>				
			Score	Score	Score				
1.	USA	Mohr, Ron	1371	1348	1506	4225	234.72	0	
2.	SWE	Nordberg, Jan	1265	1213	1411	3889	216.06	-336	
3.	SWE	Pettersson, Christer	1303	1292	1285	3880	215.56	-345	
4.	SWE	Danielsson, Christer	1328	1222	1309	3859	214.39	-366	
5.	AUS	Chinner, Robert	1318	1166	1306	3790	210.56	-435	
6.	USA	Miller, Hugh	1219	1284	1239	3742	207.89	-483	
7.	JPN	Murakami, Takeo	1141	1248	1348	3737	207.61	-488	
8.	MEX	Amkie, Isaac	1289	1194	1253	3736	207.56	-489	
9.	FIN	Raatikainen, Teemu	1280	1257	1175	3712	206.22	-513	
10.	CAN	Brace, Jack	1264	1311	1125	3700	205.56	-525	
11.	PUR	Ruiz, Edgardo	1231	1205	1263	3699	205.50	-526	
12.	COL	Romero, David	1256	1282	1161	3699	205.50	-526	
13.	SWE	Yngström, Stefan	1123	1276	1282	3681	204.50	-544	
14.	JPN	Ando, Satoru	1235	1337	1103	3675	204.17	-550	
15.	USA	Roberts, Ed	1296	1210	1152	3658	203.22	-567	
16.	MEX	Garcia, Manuel	1174	1247	1234	3655	203.06	-570	
17.	COL	Gómez, Edqar	1271	1246	1115	3632	201.78	-593	
18.	COL	Ruiz, Nicolás	1275	1145	1208	3628	201.56	-597	
19.	PUR	Roncoli, Edward	1161	1185	1282	3628	201.56	-597	
20.	PUR	Santa, Antonio	1186	1195	1246	3627	201.50	-598	
21.	FIN	Laine, Pentti	1091	1299	1236	3626	201.44	-599	
22.	USA	Ballard Jr, Del	1198	1302	1114	3614	200.78	-611	
23.	MEX	Gutierrez, Jesus	1152	1216	1245	3613	200.72	-612	
24.	VEN	Cardozo, Pedro	1171	1285	1155	3611	200.61	-614	10
25.	AUS	Stewart, Warren	1280	1247	1084	3611	200.61	-614	7
26.	ROU	Mihailescu, Florian	1199	1249	1161	3609	200.50	-616	
27.	CAN	Vervynck, Ray	1131	1204	1267	3602	200.11	-623	
28.	NOR	Gabrielsen, Ingar	1234	1155	1208	3597	199.83	-628	
29.	ENG	Brown, Geoff	1213	1187	1188	3588	199.33	-637	
30.	PAN	Quintero, Jorge	1199	1158	1229	3586	199.22	-639	
31.	UKR	Scherbinin, Mykhaylo	1160	1180	1230	3570	198.33	-655	
32.	CHN	Luo, Jinhua	1169	1237	1162	3568	198.22	-657	
33.	VEN	Hernandez, Arturo	1188	1226	1140	3554	197.44	-671	



World Senior Championships

Red Rock Lanes, Las Vegas, Nevada, USA

August 9 – 16, 2013



34.		AUS	Whybrow, Bob	1129	1238	1185	3552	197.33	-673
35.		NED	de Bruijn, Jan	1219	1176	1123	3518	195.44	-707
36.		NZL	Nicolas, Gregorio	1098	1252	1166	3516	195.33	-709
37.		JPN	Ogata, Tadashi	1194	1101	1202	3497	194.28	-728
38.		NZL	Ebue, German	1168	1251	1077	3496	194.22	-729
39.		VEN	Ochoa, Antonio	1168	1142	1176	3486	193.67	-739
40.		CAN	Serwetnyk, Russel	1240	1057	1163	3460	192.22	-765
41.		CZE	Fleischmann, Jan	1055	1144	1258	3457	192.06	-768
42.		ITA	Pertegato, Gastone	1097	1203	1155	3455	191.94	-770
43.		FIN	Mäkelä, Timo	1124	1255	1074	3453	191.83	-772
44.		COL	Barrantes, Néstor	1139	1168	1141	3448	191.56	-777
45.		ENG	Barlow, Gary	1165	1128	1154	3447	191.50	-778
46.		ENG	Lee, Ian	1182	1170	1095	3447	191.50	-778
47.		BRA	Soares, Paulo	1108	1188	1150	3446	191.44	-779
48.		MEX	Mar, Victor	1042	1207	1188	3437	190.94	-788
49.		DOM	Nunez, Hilton	1185	1087	1159	3431	190.61	-794
50.		NOR	Fjordheim, Per Eivind	1102	1164	1158	3424	190.22	-801
51.		JPN	Itagaki, Kokichi	1175	1142	1107	3424	190.22	-801
52.		GER	Diekhoff, Jochen	1133	1137	1152	3422	190.11	-803
53.		CHN	Zhu, Yonggiu	1165	1126	1128	3419	189.94	-806
54.		ISR	Shienman, Eliezer	1247	1090	1080	3417	189.83	-808
55.		PUR	Velez, Antonio	1179	1066	1165	3410	189.44	-815
56.		ITA	Provenzi, Santo	1070	1128	1210	3408	189.33	-817
57.		URU	Garcia, Gustavo	1187	1062	1152	3401	188.94	-824
58.		ITA	Fabbietti, Sergio	1092	1196	1111	3399	188.83	-826
59.		AUS	Talevski, Mick	1149	1125	1124	3398	188.78	-827
60.		CHI	Mandiola, Jorge	972	1199	1225	3396	188.67	-829
61.		ROU	Antimirecu, Corneliu	1174	1126	1096	3396	188.67	-829
62.		VEN	Valcarcel, Raul	1165	1055	1166	3386	188.11	-839
63.		CHN	Qin, Xiaogang	1104	1180	1100	3384	188.00	-841
64.		ISR	Dekel, Izhak	1159	1102	1118	3379	187.72	-846
65.		NOR	Lind, Robert	1165	1103	1102	3370	187.22	-855
66.		CAN	Kostenuk, Randy	1176	1103	1091	3370	187.22	-855
67.		ENG	Fullbrook, Mark	1140	1159	1071	3370	187.22	-855
68.		SCO	Keddie, Alan	1075	1120	1172	3367	187.06	-858
69.		AUT	Panzenboeck, Manfred	1076	1154	1132	3362	186.78	-863
70.		ROU	Tarase, Marcel	1147	1105	1103	3355	186.39	-870
71.		UKR	Asajewicz, Aleksej	1059	1119	1175	3353	186.28	-872
72.		NOR	Nilsen, Tom	1052	1237	1061	3350	186.11	-875
73.		WAL	Richards, Terry	1193	1135	1020	3348	186.00	-877



World Senior Championships

Red Rock Lanes, Las Vegas, Nevada, USA

August 9 – 16, 2013



74.		DOM	Infante, Jose Luis	1175	1130	1042	3347	185.94	-878
75.		URU	Rodriguez, William	1127	1060	1156	3343	185.72	-882
76.		PAN	Lanuza, Eric	1193	1044	1100	3337	185.39	-888
77.		AUT	Kometter, Dusan	1176	1101	1060	3337	185.39	-888
78.		BRA	Vieira, Márcio	1155	1060	1118	3333	185.17	-892
79.		ROU	Fatu, Valentin	1133	1112	1086	3331	185.06	-894
80.		CHI	Fernandez, Enrique	1024	1165	1138	3327	184.83	-898
81.		RUS	Kozyrev, Oleg	1132	1049	1144	3325	184.72	-900
82.		UKR	Mitsyk, Fedir	1130	1089	1103	3322	184.56	-903
83.		URU	Alfonzo, Fernando	1038	1139	1141	3318	184.33	-907
84.		FIN	Sievänen, Esa	1035	1138	1136	3309	183.83	-916
85.		GER	Dähn, Arthur	1106	1098	1105	3309	183.83	-916
86.		NZL	Vermaak, Alan	1099	1069	1134	3302	183.44	-923
87.		ISR	Levy, Mordechai	1112	1127	1056	3295	183.06	-930
88.		WAL	Roberts, Gareth	1049	1166	1077	3292	182.89	-933
89.		ISV	Moorehead Jr, Hugo	980	1184	1125	3289	182.72	-936
90.		SVK	Cepregi, Milan	1075	1162	1047	3284	182.44	-941
91.		NZL	De Guzman, Delfin	1131	1054	1075	3260	181.11	-965
92.		RUS	Sizov, Iurii	1097	1122	1030	3249	180.50	-976
93.		WAL	Dalton, Graham	1084	1087	1077	3248	180.44	-977
94.		GER	Behrends, Erich	1061	1051	1115	3227	179.28	-998
95.		CHN	Ding, Tianbao	1135	983	1106	3224	179.11	-1001
96.		NED	Jablonski, Harold	1039	1139	1045	3223	179.06	-1002
97.		PAN	Moreno, Alexis	1032	1084	1101	3217	178.72	-1008
98.		GER	Gaiser, Karl-Heinz	1038	1148	1031	3217	178.72	-1008
99.		BRA	Túlio, Marco	1102	1093	1021	3216	178.67	-1009
100.		BRA	Sales, Jamil	1114	1093	1006	3213	178.50	-1012
101.		RUS	Adiatulin, Salavat	1071	1062	1074	3207	178.17	-1018
102.		KAZ	Kuzovkin, Sergey	1008	1179	1011	3198	177.67	-1027
103.		WAL	Morqan, Richard	1088	931	1178	3197	177.61	-1028
104.		CHI	Blanco, Guillermo	1059	1075	1051	3185	176.94	-1040
105.		UKR	Diachuk, Sergii	1035	1132	1018	3185	176.94	-1040
106.		DOM	Sebelen, Rolando	1000	1129	1040	3169	176.06	-1056
107.		RUS	Vakhidov, Rafkat	1066	1065	1033	3164	175.78	-1061
108.		DOM	Castro, Domingo	1000	1106	1053	3159	175.50	-1066
109.		ITA	Fiorentin, Lorenzo	1073	1117	969	3159	175.50	-1066
110.		AUT	Wondratsch, Wolfgang	1061	1031	1060	3152	175.11	-1073
111.		PAN	Zambrano, Jose	1013	1093	1044	3150	175.00	-1075
112.		NED	Sommer, Hans	963	1110	1059	3132	174.00	-1093
113.		CHI	Pena, Fernando	1086	1090	940	3116	173.11	-1109



World Senior Championships

Red Rock Lanes, Las Vegas, Nevada, USA

August 9 – 16, 2013



114.		ISR	Cohen, Meir	1065	1009	1040	3114	173.00	-1111
115.		ISV	Ross, Jackie	1022	1090	997	3109	172.72	-1116
116.		CZE	Moravek, Jaroslav	1050	1095	897	3042	169.00	-1183
117.		NED	Kruemmel, Paul	951	1054	1030	3035	168.61	-1190
118.		URU	Arbulo, Denis	970	969	1075	3014	167.44	-1211
119.		CZE	Tomasek, Petr	1033	991	964	2988	166.00	-1237
120.		CZE	Brokes, Frantisek	946	1012	999	2957	164.28	-1268
121.		ISV	Ebbesen, Vincent	951	986	973	2910	161.67	-1315
122.		SVK	Pargac, Peter	940	975	927	2842	157.89	-1383
123.		AUT	Broinger, Christian	915	987	934	2836	157.56	-1389

MERIQ



World Senior Championships

Red Rock Lanes, Las Vegas, Nevada, USA

August 9 – 16, 2013



Masters Women Step 1

Place	Player	Country	G1	G2	G3	G4	G5	G6	G1-G6	Prev	Total	Avg	Diff
1.	Romeo, Robin	USA	195	209	199	238	238	207	1286	3716	5002	214.33	0
2.	Sandelin, Lucy	USA	227	203	213	188	202	227	1260	3638	4898	210.00	-104
3.	Olsson, Susanne	SWE	192	196	194	225	180	194	1181	3703	4884	196.83	-118
4.	Carlsson, Christel	SWE	177	237	205	181	201	179	1180	3614	4794	196.67	-208
5.	Friis, Jill	CAN	197	178	177	216	247	167	1182	3577	4759	197.00	-243
6.	Tataryn, Sharon	CAN	161	216	278	246	193	174	1268	3447	4715	211.33	-287
7.	Johnson, Tish	USA	186	181	251	223	205	169	1215	3497	4712	202.50	-290
8.	Dos Ramos, Milda	VEN	145	216	221	187	191	213	1173	3523	4696	195.50	-306
9.	Sulkanen, Lena	SWE	203	194	170	246	204	208	1225	3470	4695	204.17	-307
10.	Baker, Jeanette	AUS	237	166	191	193	204	191	1182	3504	4686	197.00	-316
11.	Larsson Carlsson, Ann-Ki	SWE	195	216	201	229	188	187	1216	3443	4659	202.67	-343
12.	Aviram Harlap, Sara	ISR	189	220	247	181	278	214	1329	3323	4652	221.50	-350
13.	Piccini, Teresa	MEX	189	191	188	195	184	207	1154	3440	4594	192.33	-408
14.	Brown, Angie	ENG	199	177	187	164	237	212	1176	3372	4548	196.00	-454
15.	Harvey, Cathy	CAN	239	182	188	168	182	180	1139	3407	4546	189.83	-456
16.	Duggan, Anne Marie	USA	187	172	175	179	231	183	1127	3400	4527	187.83	-475
17.	Nikupeteri, Riitta	FIN	189	178	204	161	147	166	1045	3454	4499	174.17	-503
18.	Tamminen, Tuula	FIN	204	161	192	180	167	211	1115	3364	4479	185.83	-523
19.	Flynn, Robyn	AUS	184	166	162	187	210	230	1139	3288	4427	189.83	-575
20.	Berumen, Veronica	MEX	198	190	144	190	227	167	1116	3300	4416	186.00	-586
21.	Alarza, Mariela	VEN	171	180	201	166	216	184	1118	3287	4405	186.33	-597
22.	Stulikova, Dagmar	CZE	192	160	201	180	153	181	1067	3309	4376	177.83	-626
23.	Insinger, Gisela	GER	149	180	239	190	136	167	1061	3315	4376	176.83	-626
24.	Nielsen, Merethe	NOR	136	165	196	184	198	180	1059	3294	4353	176.50	-649



World Senior Championships

Red Rock Lanes, Las Vegas, Nevada, USA

August 9 – 16, 2013



Masters Women Step 2

Lane pattern category: Dual

Place	Country	Player	G1	G2	G3	G4	G5	G6	G7	G1-G7	Bonus	Prev	Total	Diff
1.	USA	Romeo, Robin	177	248	186	218	215	217	236	1497	100	5002	6599	0
2.	USA	Sandelin, Lucy	213	232	194	236	207	211	214	1507	120	4898	6525	-74
3.	SWE	Olsson, Susanne	203	189	175	203	188	193	213	1364	60	4884	6308	-291
4.	CAN	Tataryn, Sharon	225	185	215	157	237	205	202	1426	80	4715	6221	-378
5.	USA	Johnson, Tish	205	165	196	234	181	221	207	1409	60	4712	6181	-418
6.	VEN	Dos Ramos, Milda	212	181	221	190	182	237	191	1414	60	4696	6170	-429
7.	CAN	Friis, Jill	186	183	190	185	157	217	227	1345	60	4759	6164	-435
8.	SWE	Carlsson, Christel	164	169	170	199	196	213	195	1306	20	4794	6120	-479

Game 1

Match	Country	Player	Score	Bonus
1	USA	Romeo, Robin	177	
	USA	Sandelin, Lucy	213	20
2	SWE	Carlsson, Christel	164	
	SWE	Olsson, Susanne	203	20
3	CAN	Friis, Jill	186	
	CAN	Tataryn, Sharon	225	20
4	VEN	Dos Ramos, Milda	212	20
	USA	Johnson, Tish	205	

Game 2

Match	Country	Player	Score	Bonus
1	VEN	Dos Ramos, Milda	181	
	CAN	Tataryn, Sharon	185	20
2	CAN	Friis, Jill	183	20
	USA	Johnson, Tish	165	
3	SWE	Carlsson, Christel	169	
	USA	Sandelin, Lucy	232	20
4	SWE	Olsson, Susanne	189	
	USA	Romeo, Robin	248	20



World Senior Championships

Red Rock Lanes, Las Vegas, Nevada, USA

August 9 – 16, 2013



Game 3

Match	Country	Player	Score	Bonus
1	SWE	Carlsson, Christel	170	
	CAN	Friis, Jill	190	20
2	VEN	Dos Ramos, Milda	221	20
	USA	Romeo, Robin	186	
3	USA	Johnson, Tish	196	20
	SWE	Olsson, Susanne	175	
4	USA	Sandelin, Lucy	194	
	CAN	Tataryn, Sharon	215	20

Game 4

Match	Country	Player	Score	Bonus
1	SWE	Olsson, Susanne	203	20
	CAN	Tataryn, Sharon	157	
2	USA	Johnson, Tish	234	
	USA	Sandelin, Lucy	236	20
3	CAN	Friis, Jill	185	
	USA	Romeo, Robin	218	20
4	SWE	Carlsson, Christel	199	20
	VEN	Dos Ramos, Milda	190	

Game 5

Match	Country	Player	Score	Bonus
1	USA	Johnson, Tish	181	
	USA	Romeo, Robin	215	20
2	SWE	Carlsson, Christel	196	
	CAN	Tataryn, Sharon	237	20
3	VEN	Dos Ramos, Milda	182	
	SWE	Olsson, Susanne	188	20
4	CAN	Friis, Jill	157	
	USA	Sandelin, Lucy	207	20



World Senior Championships

Red Rock Lanes, Las Vegas, Nevada, USA

August 9 – 16, 2013



Game 6

Match	Country	Player	Score	Bonus
1	SWE	Olsson, Susanne	193	
	USA	Sandelin, Lucy	211	20
2	VEN	Dos Ramos, Milda	237	20
	CAN	Friis, Jill	217	
3	SWE	Carlsson, Christel	213	
	USA	Romeo, Robin	217	20
4	USA	Johnson, Tish	221	20
	CAN	Tataryn, Sharon	205	

Game 7

Match	Country	Player	Score	Bonus
1	SWE	Carlsson, Christel	195	
	USA	Johnson, Tish	207	20
2	USA	Romeo, Robin	236	20
	CAN	Tataryn, Sharon	202	
3	VEN	Dos Ramos, Milda	191	
	USA	Sandelin, Lucy	214	20
4	CAN	Friis, Jill	227	20
	SWE	Olsson, Susanne	213	



World Senior Championships

Red Rock Lanes, Las Vegas, Nevada, USA

August 9 – 16, 2013



Masters Women Semi Final 1

Place	Player	Country	G1	Total	Avg	Diff
1.	Romeo, Robin	USA	253	253	253.00	0
2.	Tataryn, Sharon	CAN	202	202	202.00	-51

Masters Women Semi Final 2

Place	Player	Country	G1	Total	Avg	Diff
1.	Olsson, Susanne	SWE	222	222	222.00	0
2.	Sandelin, Lucy	USA	179	179	179.00	-43

Masters Women Final

Place	Player	Country	G1	Total	Avg	Diff
1.	Romeo, Robin	USA	180	180	180.00	0
2.	Olsson, Susanne	SWE	161	161	161.00	-19

MERIQ

MERIQ



World Senior Championships

Red Rock Lanes, Las Vegas, Nevada, USA

August 9 – 16, 2013



Masters Men Step 1

Average score: 197.33 Average score per game: G1 G2 G3 G4 G5 G6
193.88 196.00 198.67 198.21 197.62 199.58

Place	Player	Country	G1	G2	G3	G4	G5	G6	G1-G6	Prev	Total	Avg	Diff
1.	Mohr, Ron	USA	215	201	184	247	252	258	1357	4225	5582	226.17	0
2.	Pettersson, Christer	SWE	233	167	228	195	231	191	1245	3880	5125	207.50	-457
3.	Nordberg, Jan	SWE	221	201	194	199	170	238	1223	3889	5112	203.83	-470
4.	Amkie, Isaac	MEX	195	214	214	257	214	233	1327	3736	5063	221.17	-519
5.	Danielsson, Christer	SWE	196	156	207	199	179	214	1151	3859	5010	191.83	-572
6.	Yngström, Stefan	SWE	140	234	247	215	246	222	1304	3681	4985	217.33	-597
7.	Miller, Hugh	USA	212	246	216	173	173	214	1234	3742	4976	205.67	-606
8.	Murakami, Takeo	JPN	269	144	236	183	190	159	1181	3737	4918	196.83	-664
9.	Gutierrez, Jesus	MEX	180	178	212	233	244	246	1293	3613	4906	215.50	-676
10.	Raatikainen, Teemu	FIN	183	201	215	191	173	213	1176	3712	4888	196.00	-694
11.	Laine, Pentti	FIN	200	205	211	214	224	201	1255	3626	4881	209.17	-701
12.	Chinner, Robert	AUS	171	194	154	209	177	177	1082	3790	4872	180.33	-710
13.	Ruiz, Edgardo	PUR	189	173	203	191	210	189	1155	3699	4854	192.50	-728
14.	Roncoli, Edward	PUR	229	189	213	195	193	192	1211	3628	4839	201.83	-743
15.	Ballard Jr, Del	USA	190	225	203	203	207	192	1220	3614	4834	203.33	-748
16.	Roberts, Ed	USA	182	219	199	183	202	188	1173	3658	4831	195.50	-751
17.	Romero, David	COL	193	172	187	181	195	196	1124	3699	4823	187.33	-759
18.	Brace, Jack	CAN	173	163	195	220	181	178	1110	3700	4810	185.00	-772
19.	Santa, Antonio	PUR	155	214	192	205	186	197	1149	3627	4776	191.50	-806
20.	Gómez, Edgar	COL	199	211	151	193	170	204	1128	3632	4760	188.00	-822
21.	Ruiz, Nicolás	COL	186	201	180	150	232	180	1129	3628	4757	188.17	-825
22.	Garcia, Manuel	MEX	192	220	162	182	159	176	1091	3655	4746	181.83	-836
23.	Ando, Satoru	JPN	200	153	167	180	181	187	1068	3675	4743	178.00	-839
24.	Cardozo, Pedro	VEN	150	223	198	159	154	145	1029	3611	4640	171.50	-942



World Senior Championships

Red Rock Lanes, Las Vegas, Nevada, USA

August 9 – 16, 2013



Masters Men Step 2

Lane pattern category: Dual

Place	Country	Player	G1	G2	G3	G4	G5	G6	G7	G1-G7	Bonus	Prev	Total	Diff
1.	USA	Mohr, Ron	198	193	246	235	191	185	258	1506	60	5582	7148	0
2.	SWE	Pettersson, Christer	257	225	223	224	213	201	257	1600	100	5125	6825	-323
3.	SWE	Nordberg, Jan	198	210	213	278	194	226	233	1552	80	5112	6744	-404
4.	USA	Miller, Hugh	205	200	226	221	215	213	204	1484	120	4976	6580	-568
5.	SWE	Yngström, Stefan	184	257	185	233	217	199	224	1499	60	4985	6544	-604
6.	SWE	Danielsson, Christer	244	218	213	192	219	185	182	1453	80	5010	6543	-605
7.	MEX	Amkie, Isaac	189	193	203	173	212	212	185	1367	20	5063	6450	-698
8.	JPN	Murakami, Takeo	178	175	159	194	192	200	199	1297	40	4918	6255	-893

Game 1

Match	Country	Player	Score	Bonus
1	USA	Mohr, Ron	198	
	SWE	Pettersson, Christer	257	20
2	MEX	Amkie, Isaac	189	
	SWE	Nordberg, Jan	198	20
3	SWE	Danielsson, Christer	244	20
	SWE	Yngström, Stefan	184	
4	USA	Miller, Hugh	205	20
	JPN	Murakami, Takeo	178	

Game 2

Match	Country	Player	Score	Bonus
1	MEX	Amkie, Isaac	193	
	USA	Miller, Hugh	200	20
2	USA	Mohr, Ron	193	
	SWE	Yngström, Stefan	257	20
3	JPN	Murakami, Takeo	175	
	SWE	Pettersson, Christer	225	20
4	SWE	Danielsson, Christer	218	20
	SWE	Nordberg, Jan	210	



World Senior Championships

Red Rock Lanes, Las Vegas, Nevada, USA

August 9 – 16, 2013



Game 3

Match	Country	Player	Score	Bonus
1	MEX	Amkie, Isaac	203	
	SWE	Danielsson, Christer	213	20
2	USA	Mohr, Ron	246	20
	JPN	Murakami, Takeo	159	
3	USA	Miller, Hugh	226	20
	SWE	Nordberg, Jan	213	
4	SWE	Pettersson, Christer	223	20
	SWE	Yngström, Stefan	185	

Game 4

Match	Country	Player	Score	Bonus
1	SWE	Nordberg, Jan	278	20
	SWE	Yngström, Stefan	233	
2	USA	Miller, Hugh	221	
	SWE	Pettersson, Christer	224	20
3	SWE	Danielsson, Christer	192	
	USA	Mohr, Ron	235	20
4	MEX	Amkie, Isaac	173	
	JPN	Murakami, Takeo	194	20

Game 5

Match	Country	Player	Score	Bonus
1	USA	Miller, Hugh	215	20
	USA	Mohr, Ron	191	
2	MEX	Amkie, Isaac	212	
	SWE	Yngström, Stefan	217	20
3	JPN	Murakami, Takeo	192	
	SWE	Nordberg, Jan	194	20
4	SWE	Danielsson, Christer	219	20
	SWE	Pettersson, Christer	213	



World Senior Championships

Red Rock Lanes, Las Vegas, Nevada, USA

August 9 – 16, 2013



Game 6

Match	Country	Player	Score	Bonus
1	SWE	Nordberg, Jan	226	20
	SWE	Pettersson, Christer	201	
2	SWE	Danielsson, Christer	185	
	JPN	Murakami, Takeo	200	20
3	MEX	Amkie, Isaac	212	20
	USA	Mohr, Ron	185	
4	USA	Miller, Hugh	213	20
	SWE	Yngström, Stefan	199	

Game 7

Match	Country	Player	Score	Bonus
1	JPN	Murakami, Takeo	199	
	SWE	Yngström, Stefan	224	20
2	SWE	Danielsson, Christer	182	
	USA	Miller, Hugh	204	20
3	MEX	Amkie, Isaac	185	
	SWE	Pettersson, Christer	257	20
4	USA	Mohr, Ron	258	20
	SWE	Nordberg, Jan	233	

MERIQ



World Senior Championships

Red Rock Lanes, Las Vegas, Nevada, USA

August 9 – 16, 2013



Masters Men Semi Final 1

Place	Player	Country	G1	Total	Avg	Diff
1.	Miller, Hugh	USA	203	203	203.00	0
2.	Mohr, Ron	USA	181	181	181.00	-22

Masters Men Semi Final 2

Place	Player	Country	G1	Total	Avg	Diff
1.	Nordberg, Jan	SWE	201	201	201.00	0
2.	Pettersson, Christer	SWE	173	173	173.00	-28

Masters Men Final

Place	Player	Country	G1	Total	Avg	Diff
1.	Miller, Hugh	USA	247	247	247.00	0
2.	Nordberg, Jan	SWE	198	198	198.00	-49

MERIQ

MERIQ