

World Senior Championships


Sam's Town, Las Vegas, Nevada, USA

August 23 – 30, 2014



Qualification Results for Singles - Women

Lane pattern category:		Lane pattern:		Long - London 44 feet							
Average score: 173.46		Average score per game:									
		G1	G2	G3	G4	G5	G6	Total	Avg	Diff	
		168.15	168.92	176.52	174.70	179.52	172.96				
Place	Player	Country	G1	G2	G3	G4	G5	G6	Total	Avg	Diff
1.	Sandelin, Lucy	USA	221	224	203	225	189	169	1231	205.17	0
2.	Tamminen, Tuula	FIN	182	235	187	233	210	168	1215	202.50	-16
3.	Olsson, Susanne	SWE	215	209	211	154	233	188	1210	201.67	-21
4.	Nordenson, Kristina	SWE	177	155	227	223	234	181	1197	199.50	-34
5.	Vidad, Paula	USA	194	224	193	147	255	181	1194	199.00	-37
6.	Yoshida, Yumiko	JPN	195	189	192	212	200	197	1185	197.50	-46
7.	Johnson, Tish	USA	208	162	200	177	217	213	1177	196.17	-54
8.	Piccini, Teresa	MEX	211	191	193	187	178	204	1164	194.00	-67
9.	Carlsson, Christel	SWE	189	177	213	221	187	175	1162	193.67	-69
10.	Ramos, Margarita	MEX	196	196	190	180	201	197	1160	193.33	-71
11.	Baker, Jeanette	AUS	180	207	159	190	206	211	1153	192.17	-78
12.	Beckel, Martina	GER	191	189	187	181	223	180	1151	191.83	-80
13.	Romeo, Robin	USA	196	183	195	223	158	189	1144	190.67	-87
14.	Liu, Taozhen	CHN	158	185	207	180	183	223	1136	189.33	-95
15.	Burns, Cushla	NZL	181	144	223	199	173	211	1131	188.50	-100
16.	Liholay, Alla	RUS	192	193	180	168	244	149	1126	187.67	-105
17.	Joubert, France	CAN	192	202	214	127	203	179	1117	186.17	-114
18.	Friis, Jill	CAN	159	172	187	235	188	172	1113	185.50	-118
19.	Arango, Francia	COL	206	172	184	212	167	172	1113	185.50	-118
20.	Kuji, Junko	JPN	182	176	212	155	168	212	1105	184.17	-126
21.	Flynn, Robyn	AUS	177	203	173	207	171	174	1105	184.17	-126
22.	Augustin, Francoise	FRA	204	170	197	192	157	183	1103	183.83	-128
23.	Sulkanen, Lena	SWE	235	153	188	146	214	167	1103	183.83	-128
24.	Arenas, Filomena	CHI	187	171	178	170	187	200	1093	182.17	-138
25.	Lebrova, Jana	CZE	201	214	207	158	148	165	1093	182.17	-138
26.	Insinger, Gisela	GER	173	176	179	196	206	161	1091	181.83	-140
27.	Brown, Angie	ENG	154	172	186	201	195	182	1090	181.67	-141
28.	Arango, Gloria	COL	228	177	173	168	192	148	1086	181.00	-145
29.	Plana, Nicole	FRA	167	177	188	166	177	198	1073	178.83	-158
30.	Galeano, Amanda	COL	197	155	163	167	190	196	1068	178.00	-163
31.	Padilla, Scarlett	MEX	157	195	213	175	192	134	1066	177.67	-165



World Senior Championships

Sam's Town, Las Vegas, Nevada, USA

August 23 – 30, 2014



32.	Björkengren, Riitta		FIN	150	166	179	197	183	189	1064	177.33	-167
33.	Anttas, Jaana		FIN	145	168	196	157	201	195	1062	177.00	-169
34.	Grande, Susan		CAN	170	202	169	161	165	191	1058	176.33	-173
35.	Jacques, Pepita		FRA	184	175	153	180	176	188	1056	176.00	-175
36.	Serracin, Nora		PUR	176	215	186	146	162	169	1054	175.67	-177
37.	Castro, Melva		MEX	213	209	158	160	164	150	1054	175.67	-177
38.	Kennedy, Kerry		AUS	162	165	182	168	168	203	1048	174.67	-183
39.	Jack, Susanne		AUS	177	160	179	177	177	178	1048	174.67	-183
40.	Stulikova, Dagmar		CZE	178	167	177	182	178	164	1046	174.33	-185
41.	Karatsu, Misako		JPN	172	189	183	181	158	160	1043	173.83	-188
42.	Garcia, Luz Marina		COL	160	188	152	192	171	179	1042	173.67	-189
43.	Sinclair, Dara		CAN	165	195	153	202	156	170	1041	173.50	-190
44.	Wills, Catherine		ENG	179	167	174	176	155	187	1038	173.00	-193
45.	Melendez, Lisa		PUR	149	190	191	176	150	179	1035	172.50	-196
46.	Sukhanova, Galina		RUS	169	133	158	198	200	177	1035	172.50	-196
47.	Tambormina, Mirna		CHI	150	160	190	211	163	159	1033	172.17	-198
48.	Churchill, Lynnaire		NZL	176	148	142	180	192	192	1030	171.67	-201
49.	Novakova, Miluse		CZE	154	168	160	212	166	167	1027	171.17	-204
50.	Virtanen, Maila		FIN	169	148	180	157	216	157	1027	171.17	-204
51.	Hodge, Jan		ENG	164	141	152	225	178	165	1025	170.83	-206
52.	Cardier, Maria Silvia		VEN	168	179	177	155	185	160	1024	170.67	-207
53.	Dahl, Ann Kristin		NOR	145	148	188	175	188	178	1022	170.33	-209
54.	Vieira, Lucia		BRA	226	159	160	158	181	137	1021	170.17	-210
55.	Steiner, Jan		ENG	144	169	172	172	219	144	1020	170.00	-211
56.	Takemoto, Sachiko		JPN	119	155	172	235	165	165	1011	168.50	-220
57.	Gonzalez, Ivette		VEN	115	151	179	209	172	182	1008	168.00	-223
58.	Rodriguez, Norma		VEN	170	180	151	154	191	161	1007	167.83	-224
59.	Miklos, Janet		NZL	126	137	190	175	166	212	1006	167.67	-225
60.	Li, Xialoin		CHN	146	134	210	158	198	160	1006	167.67	-225
61.	Bermudez, Ana		PUR	126	159	191	171	166	190	1003	167.17	-228
62.	Flores, Myrna		PUR	158	165	138	160	191	188	1000	166.67	-231
63.	Mustchin, Wink		NZL	181	155	149	164	188	160	997	166.17	-234
64.	Gur, Ziva		ISR	156	171	149	172	175	172	995	165.83	-236
65.	Fu, Aie		CHN	170	147	197	172	176	126	988	164.67	-243
66.	Chevet, Isabelle		FRA	121	157	178	159	201	167	983	163.83	-248



World Senior Championships

Sam's Town, Las Vegas, Nevada, USA

August 23 – 30, 2014



67.	Möller, Beate		GER	184	151	145	179	202	121	982	163.67	-249
68.	Strom, Marit		NOR	197	190	171	119	152	151	980	163.33	-251
69.	Evaristo, Janeth		VEN	127	177	162	158	192	158	974	162.33	-257
70.	Manriquez, Miriam		CHI	151	145	121	205	160	186	968	161.33	-263
71.	Miranda de Cordova, Ana Carolina		BOL	127	180	173	154	151	183	968	161.33	-263
72.	Diekhoff, Uschi		GER	132	132	175	173	162	190	964	160.67	-267
73.	Rajji, Veronica		CHI	113	167	179	156	182	167	964	160.67	-267
74.	Carrasco Viviani, Gloria Elvira		BOL	147	156	163	156	170	169	961	160.17	-270
75.	Brea, Rosalia		URU	161	159	191	146	120	183	960	160.00	-271
76.	López, Susana		PAR	174	135	157	156	161	171	954	159.00	-277
77.	Muelas, Cristina		BRA	152	146	158	167	173	158	954	159.00	-277
78.	Vaynman, Marina		RUS	155	167	205	137	124	162	950	158.33	-281
79.	Castro, Lea		BRA	138	148	147	201	178	132	944	157.33	-287
80.	Belmonte, Tereza		BRA	169	161	162	148	150	149	939	156.50	-292
81.	Juarez, Silvia		URU	145	107	158	185	156	177	928	154.67	-303
82.	Chen, Jinshen		CHN	140	134	159	173	146	171	923	153.83	-308
83.	Bergtun Berge, Sylvi		NOR	121	146	190	138	146	179	920	153.33	-311
84.	Nadav, Shoshana		ISR	153	140	193	128	129	149	892	148.67	-339
85.	Larsen, Elin Anne		NOR	160	140	101	146	166	172	885	147.50	-346
86.	Rongolino, Alicia		URU	127	141	134	133	187	160	882	147.00	-349
87.	Brokesova, Anna		CZE	157	136	154	106	183	143	879	146.50	-352
88.	Rae, Margaret		SCO	172	155	146	144	133	124	874	145.67	-357
89.	Duanis, Hana		ISR	125	153	149	138	167	138	870	145.00	-361



World Senior Championships

Sam's Town, Las Vegas, Nevada, USA

August 23 – 30, 2014



Single Women Final


Player	Country	G1	Total	Avg	Diff
Nordenson, Kristina	SWE	205	205	205.00	0
Olsson, Susanne	SWE	181	181	181.00	-24

Single Women Semi Final 1

Nordenson, Kristina	SWE	199	199	199.00	0
Sandelin, Lucy	USA	194	194	194.00	-5

Single Women Semi Final 2

Player	Country	G1	Total	Avg	Diff
Olsson, Susanne	SWE	236	236	236.00	0
Tamminen, Tuula	FIN	194	194	194.00	-42



World Senior Championships

Sam's Town, Las Vegas, Nevada, USA

August 23 – 30, 2014



Qualification Results for Team - Men

Results for Singles

Place	Player	Country	G1	G2	G3	G4	G5	G6	Total	Avg	Diff
1.	Sim, Todd	CAN	233	192	222	234	268	266	1415	235.83	0
2.	Keddie, Alan	SCO	204	223	235	222	258	203	1345	224.17	-70
3.	Frawley, Andrew	AUS	193	207	223	268	235	213	1339	223.17	-76
4.	Chapman, John	CAN	213	222	227	249	204	210	1325	220.83	-90
5.	Mohr, Ron	USA	232	235	193	204	224	209	1297	216.17	-118
6.	Vervynck, Ray	CAN	186	162	248	217	244	234	1291	215.17	-124
7.	Boesch, Lennie	USA	222	193	178	185	258	234	1270	211.67	-145
8.	Cummings, Shaun	AUS	225	200	175	264	227	176	1267	211.17	-148
9.	Ellis, Lol	ENG	233	205	221	188	242	170	1259	209.83	-156
10.	van den Bogaard, Ron	NED	177	237	196	190	244	213	1257	209.50	-158
11.	Chen, Xiangyang	CHN	224	193	201	194	225	214	1251	208.50	-164
12.	Humphries, Gordon	ENG	180	230	156	237	256	192	1251	208.50	-164
13.	Petersson, Christer	SWE	238	237	166	149	203	248	1241	206.83	-174
14.	Vieira, Marcio	BRA	189	206	239	221	158	223	1236	206.00	-179
15.	Fjordheim, Per E	NOR	199	217	236	167	203	213	1235	205.83	-180
16.	Nordberg, Jan	SWE	194	169	169	223	237	236	1228	204.67	-187
17.	Potorochin, Vladimir	RUS	176	203	220	228	201	196	1224	204.00	-191
18.	Gomez, Rafael	MEX	196	232	193	200	181	214	1216	202.67	-199
19.	Nicolas, Gregorio	NZL	162	199	235	194	212	211	1213	202.17	-202
20.	Oksanen, Mika	FIN	264	206	178	192	175	196	1211	201.83	-204
21.	Strobbe, Yves	FRA	206	155	206	203	225	200	1195	199.17	-220
22.	Eriksson, Peter	SWE	173	199	180	191	236	215	1194	199.00	-221
23.	Gabrielsen, Ingar	NOR	205	182	213	169	239	185	1193	198.83	-222
24.	Stewart, Warren	AUS	202	165	191	225	223	186	1192	198.67	-223
25.	Carvalho, Eugenio	BRA	192	172	193	203	182	244	1186	197.67	-229
26.	Garcia, Manuel	MEX	182	161	190	201	194	257	1185	197.50	-230
27.	Soto, Julio	COL	182	187	205	180	222	208	1184	197.33	-231
28.	Ruiz, Edgardo	PUR	165	208	216	180	234	174	1177	196.17	-238
29.	Mochon, Patrick	FRA	182	178	201	224	216	174	1175	195.83	-240
30.	Ogata, Tadashi	JPN	182	172	185	247	184	204	1174	195.67	-241
31.	Walker, Barry	ENG	157	174	211	247	173	209	1171	195.17	-244
32.	Guarnieri, Jorge	ARG	188	212	192	208	155	214	1169	194.83	-246
33.	Santa, Tony	PUR	172	187	167	212	184	246	1168	194.67	-247
34.	Frey, Frank-Peter	GER	206	206	196	185	183	189	1165	194.17	-250
35.	Claps, Genaro	CHI	232	173	141	197	204	217	1164	194.00	-251
36.	Genao, Ramon	DOM	173	172	202	204	231	176	1158	193.00	-257
37.	Gutierrez, Jesus	MEX	222	189	160	210	173	202	1156	192.67	-259
38.	Sanchez, Alejandro	MEX	221	167	184	199	183	198	1152	192.00	-263




World Senior Championships

Sam's Town, Las Vegas, Nevada, USA

August 23 – 30, 2014



39.	Kozyrev, Oleg		RUS	223	197	171	206	185	168	1150	191.67	-265
40.	Lehtovirta, Arto		FIN	223	201	174	216	152	183	1149	191.50	-266
41.	Almestrand, Runar		NOR	212	154	179	245	174	171	1135	189.17	-280
42.	Almendro, Jaime		PUR	177	204	202	200	165	186	1134	189.00	-281
43.	Hernandez, Arturo		VEN	197	226	216	227	267		1133	226.60	-282
44.	Sales, Jamil		BRA	165	180	180	220	194	194	1133	188.83	-282
45.	Nuñez, Hilton		DOM	165	191	216	197	161	201	1131	188.50	-284
46.	Tucker, Roger		NZL	201	190	179	215	185	159	1129	188.17	-286
47.	Åberg, Johan		SWE	179	184	173	235	180	175	1126	187.67	-289
48.	Brokes, Frantisek		CZE	206	151	224	179	191	174	1125	187.50	-290
49.	Aaltonen, Jari		FIN	217	170	189	169	209	171	1125	187.50	-290
50.	Sebelen, Rolando		DOM	179	168	180	183	187	227	1124	187.33	-291
51.	Kaji, Toshihiro		JPN	193	170	203	170	187	201	1124	187.33	-291
52.	Grynyk, Iurii		UKR	190	195	164	206	165	202	1122	187.00	-293
53.	Ruiz, Nicolas		COL	154	216	179	178	208	182	1117	186.17	-298
54.	Ovadia, Reuven		ISR	193	210	173	214	160	163	1113	185.50	-302
55.	Ohlroqge, Holger		GER	157	190	135	214	225	191	1112	185.33	-303
56.	Kjesbu, Arnt		NOR	181	253	162	149	183	181	1109	184.83	-306
57.	Mustchin, Terry		NZL	188	168	214	200	158	181	1109	184.83	-306
58.	Vasilchenko, Sergey		RUS	184	176	175	160	196	217	1108	184.67	-307
59.	Petraglia, Johnny		USA	189	176	163	172	222	184	1106	184.33	-309
60.	Castro, Domingo		DOM	215	180	210	160	134	204	1103	183.83	-312
61.	Huang, E		CHN	168	180	170	214	200	169	1101	183.50	-314
62.	Phillips, Fred		CAN	174	201	163	203	202	156	1099	183.17	-316
63.	Stulik, Jiri		CZE	187	214	151	152	190	204	1098	183.00	-317
64.	Xia, Yufang		CHN	201	163	160	212	170	192	1098	183.00	-317
65.	McGrigor, Hamish		NZL	206	146	179	166	221	180	1098	183.00	-317
66.	Fabrizzi, Osvaldo		ARG	179	191	167	169	183	207	1096	182.67	-319
67.	Murakami, Etsuo		JPN	182	164	167	186	226	171	1096	182.67	-319
68.	Lischka, Klaus-Uwe		GER	205	136	192	196	178	181	1088	181.33	-327
69.	Nakamura, Ken		JPN	192	149	160	215	199	172	1087	181.17	-328
70.	Fisher, Arie		ISR	191	194	197	159	176	167	1084	180.67	-331
71.	Chinner, Robert		AUS	154	193	161	227	200	149	1084	180.67	-331
72.	Asajewicz, Aleksej		UKR	167	159	188	183	184	201	1082	180.33	-333
73.	Barrantes, Nestor		COL	165	169	213	173	186	175	1081	180.17	-334
74.	Murtomäki, Kari		FIN	164	133	162	265	165	191	1080	180.00	-335
75.	Ioancea, Ion		ROU	170	206	128	153	235	188	1080	180.00	-335
76.	Lambourne, John		WAL	181	167	155	183	194	199	1079	179.83	-336
77.	Shienman, Eliezer		ISR	186	158	183	181	175	192	1075	179.17	-340
78.	Learn Jr, Bob		USA	117	198	216	190	189	164	1074	179.00	-341
79.	Murphy, Noel		SCO	163	191	171	180	187	181	1073	178.83	-342
80.	Espinoza, Denis		VEN	175	145	188	167	232	165	1072	178.67	-343



World Senior Championships

Sam's Town, Las Vegas, Nevada, USA

August 23 – 30, 2014



81.	Rodriguez, William	URU	179	142	162	160	231	195	1069	178.17	-346
82.	Hodge, Keith	ENG	208	141	201	170	158	190	1068	178.00	-347
83.	Sizov, Iurii	RUS	170	175	189	201	159	174	1068	178.00	-347
84.	Somoza, Oscar	VEN	145	215	157	174	199	171	1061	176.83	-354
85.	Gomez, Jose	COL	158	192	174	164	190	179	1057	176.17	-358
86.	Tarase, Marcel	ROU	180	197	157	167	157	197	1055	175.83	-360
87.	Jansen, Tom	NED	148	182	186	200	158	179	1053	175.50	-362
88.	Mitsyk, Fedir	UKR	183	165	166	181	215	142	1052	175.33	-363
89.	Dalton, Graham	WAL	178	212	168	181	175	133	1047	174.50	-368
90.	Henriquez, Tony	PUR	168	129	210	151	201	185	1044	174.00	-371
91.	Jackson, Valencio	ISV	193	158	233	155	178	125	1042	173.67	-373
92.	Rojas, Ulises	CHI	203	191	159	150	157	181	1041	173.50	-374
93.	de Bruijn, Jan	NED	201	147	155	171	195	172	1041	173.50	-374
94.	Antimirescu, Corneliu	ROU	194	168	183	161	161	173	1040	173.33	-375
95.	Iuzzolino, Orlando	ARG	172	149	177	169	202	167	1036	172.67	-379
96.	Burian, Ivan	CZE	216	169	155	187	154	151	1032	172.00	-383
97.	Zapata, Marco	BOL	185	193	158	156	177	161	1030	171.67	-385
98.	Braga, Luiz Afonso	BRA	231	171	154	152	164	157	1029	171.50	-386
99.	Diachuk, Serqii	UKR	152	124	180	203	179	184	1022	170.33	-393
100.	Tosto Valenzuela, Roberto	ARG	199	181	192	168	136	146	1022	170.33	-393
101.	Arbulo, Denis	URU	163	192	145	179	180	158	1017	169.50	-398
102.	Mihailescu, Florian	ROU	197	159	147	192	151	169	1015	169.17	-400
103.	van Steenis, Henry	NED	164	143	179	172	205	150	1013	168.83	-402
104.	Krestan, Miroslav	CZE	165	172	141	177	202	154	1011	168.50	-404
105.	Tscharke, Uwe	GER	144	207	171	175	163	139	999	166.50	-416
106.	Barber, Tony	WAL	159	181	153	184	146	174	997	166.17	-418
107.	Kiture, Kevin	ISV	165	182	145	169	166	158	985	164.17	-430
108.	Cordova, Marcos	BOL	172	151	180	150	142	181	976	162.67	-439
109.	Diaz, Carlos	CHI	172	180	146	164	165	149	976	162.67	-439
110.	Moorehead, Hugo	ISV	158	173	136	171	168	165	971	161.83	-444
111.	Goodwin, Dave	WAL	159	148	157	134	187	180	965	160.83	-450
112.	Levi, Itzhak	ISR	165	132	168	162	148	176	951	158.50	-464



World Senior Championships

Sam's Town, Las Vegas, Nevada, USA

August 23 – 30, 2014



Single Men Final

Player	Country	G1	Total	Avg	Diff
Frawley, Andrew	AUS	224	224	224.00	0
Sim, Todd	CAN	183	183	183.00	-41

Single Men Semi Final 1

Player	Country	G1	Total	Avg	Diff
Sim, Todd	CAN	243	243	243.00	0
Chapman, John	CAN	206	206	206.00	-37

Single Men Semi Final 2

Player	Country	G1	Total	Avg	Diff
Frawley, Andrew	AUS	215	215	215.00	0
Keddie, Alan	SCO	211	211	211.00	-4



World Senior Championships

Sam's Town, Las Vegas, Nevada, USA

August 23 – 30, 2014



Qualification Results for Double - Women

Place	Country	Team	G1	G2	G3	G4	G5	G6	Total	Avg	Diff
1.		USA U.S.A. 1 Vidad, Paula Sandelin, Lucy	462	357	478	371	398	353	2419	201.58	0
2.		Germany 1 Beckel, Martina Insinger, Gisela	420	390	389	410	379	347	2335	194.58	-84
3.		USA U.S.A. 2 Romeo, Robin Johnson, Tish	354	399	415	411	369	379	2327	193.92	-92
4.		CAN Canada 1 Joubert, France Friis, Jill	402	314	439	372	403	338	2268	189.00	-151
5.		SWE Sweden 1 Sulkanen, Lena Carlsson, Christel	365	396	366	397	412	324	2260	188.33	-159
6.		ENG England 1 Wills, Catherine Brown, Angie	353	410	352	345	357	415	2232	186.00	-187
7.		JPN Japan 1 Yoshida, Yumiko Kuji, Junko	377	401	345	389	359	356	2227	185.58	-192
8.		NZL New Zealand 1 Churchill, Lynnaire Burns, Cushla	365	369	439	342	347	358	2220	185.00	-199
9.		AUS Australia 1 Baker, Jeanette Flynn, Robyn	306	365	401	318	425	402	2217	184.75	-202
10.		COL Colombia 1 Garcia, Luz Marina Galeano, Amanda	376	405	377	355	327	370	2210	184.17	-209
11.		SWE Sweden 2 Nordenson, Kristina Olsson, Susanne	399	318	359	407	354	370	2207	183.92	-212
12.		MEX Mexico 1 Piccini, Teresa Ramos, Margarita	410	360	334	394	351	358	2207	183.92	-212
13.		VEN Venezuela 1 Gonzalez, Ivette Cardier, Maria Silvia	400	335	411	370	361	329	2206	183.83	-213



World Senior Championships


Sam's Town, Las Vegas, Nevada, USA

August 23 – 30, 2014



WORLD BOWLING

14.		FIN	Finland 2	333 368 385 392 312 372	2162	180.17	-257
			Anttas, Jaana	166 159 183 192 163 172	1035	172.50	
			Tamminen, Tuula	167 209 202 200 149 200	1127	187.83	
15.		PUR	Puerto Rico 2	314 344 332 396 411 357	2154	179.50	-265
			Melendez, Lisa	147 178 176 198 227 166	1092	182.00	
			Serracin, Nora	167 166 156 198 184 191	1062	177.00	
16.		FRA	France 2	323 345 349 358 387 378	2140	178.33	-279
			Augustin, Francoise	171 151 159 168 170 157	976	162.67	
			Jacques, Pepita	152 194 190 190 217 221	1164	194.00	
17.		CAN	Canada 2	343 402 348 334 364 345	2136	178.00	-283
			Sinclair, Dara	171 220 180 162 164 166	1063	177.17	
			Grande, Susan	172 182 168 172 200 179	1073	178.83	
18.		FRA	France 1	372 364 346 325 343 369	2119	176.58	-300
			Plana, Nicole	168 214 170 166 177 179	1074	179.00	
			Chevet, Isabelle	204 150 176 159 166 190	1045	174.17	
19.		AUS	Australia 2	340 333 364 394 331 356	2118	176.50	-301
			Kennedy, Kerry	184 170 190 192 167 172	1075	179.17	
			Jack, Susanne	156 163 174 202 164 184	1043	173.83	
20.		PUR	Puerto Rico 1	372 353 331 344 355 347	2102	175.17	-317
			Flores, Myrna	181 184 188 196 188 189	1126	187.67	
			Bermudez, Ana	191 169 143 148 167 158	976	162.67	
21.		ENG	England 2	335 372 365 335 376 317	2100	175.00	-319
			Steiner, Jan	169 169 201 167 161 179	1046	174.33	
			Hodge, Jan	166 203 164 168 215 138	1054	175.67	
22.		COL	Colombia 2	297 392 310 394 321 381	2095	174.58	-324
			Arango, Gloria	166 201 173 213 142 177	1072	178.67	
			Arango, Francia	131 191 137 181 179 204	1023	170.50	
23.		CHN	China 1	347 340 348 348 374 335	2092	174.33	-327
			Liu, Taozhen	178 185 167 183 169 202	1084	180.67	
			Fu, Aie	169 155 181 165 205 133	1008	168.00	
24.		CZE	Czech Republic 2	337 346 367 317 356 351	2074	172.83	-345
			Novakova, Miluse	148 166 199 140 134 170	957	159.50	
			Lebrova, Jana	189 180 168 177 222 181	1117	186.17	
25.		MEX	Mexico 2	315 359 370 365 299 349	2057	171.42	-362
			Castro, Melva	180 184 192 151 147 199	1053	175.50	
			Padilla, Scarlett	135 175 178 214 152 150	1004	167.33	
26.		CHI	Chile 2	320 369 351 347 331 338	2056	171.33	-363
			Manriquez, Miriam	164 169 167 158 180 186	1024	170.67	
			Rajii, Veronica	156 200 184 189 151 152	1032	172.00	
27.		CHN	China 2	349 345 335 322 316 382	2049	170.75	-370
			Li, Xialoin	193 199 179 157 159 225	1112	185.33	
			Chen, Jinshen	156 146 156 165 157 157	937	156.17	



World Senior Championships

Sam's Town, Las Vegas, Nevada, USA

August 23 – 30, 2014



28.		RUS	Russia 1	363 301 311 406 322 336	2039	169.92	-380
			Likhoday, Alla	170 177 164 201 149 154	1015	169.17	
			Vaynman, Marina	193 124 147 205 173 182	1024	170.67	
29.		CHI	Chile 1	362 263 383 317 357 348	2030	169.17	-389
			Arenas, Filomena	199 152 171 181 184 187	1074	179.00	
			Tambormina, Mirna	163 111 212 136 173 161	956	159.33	
30.		BRA	Brazil 2	345 296 358 314 334 374	2021	168.42	-398
			Castro, Lea	158 125 180 182 161 201	1007	167.83	
			Vieira, Lucia	187 171 178 132 173 173	1014	169.00	
31.		FIN	Finland 1	312 347 317 306 325 335	1942	161.83	-477
			Björkengren, Riitta	153 187 168 150 179 163	1000	166.67	
			Virtanen, Maila	159 160 149 156 146 172	942	157.00	
32.		JPN	Japan 2	351 342 308 275 359 296	1931	160.92	-488
			Karatsu, Misako	176 187 168 137 170 150	988	164.67	
			Takemoto, Sachiko	175 155 140 138 189 146	943	157.17	
33.		NOR	Norway 1	338 305 318 365 314 290	1930	160.83	-489
			Strom, Marit	154 148 133 192 160 143	930	155.00	
			Bergtun Berge, Sylvi	184 157 185 173 154 147	1000	166.67	
34.		GER	Germany 2	318 312 306 316 365 304	1921	160.08	-498
			Diekhoff, Uschi	179 183 138 158 149 149	956	159.33	
			Möller, Beate	139 129 168 158 216 155	965	160.83	
35.		VEN	Venezuela 2	288 304 335 354 323 313	1917	159.75	-502
			Rodriguez, Norma	171 181 152 162 161 154	981	163.50	
			Evaristo, Janeth	117 123 183 192 162 159	936	156.00	
36.		BOL	Bolivia 1	268 322 353 326 300 325	1894	157.83	-525
			Carrasco Viviani, Gloria Elvira	134 152 159 160 156 177	938	156.33	
			Miranda de Cordova, Ana Carolina	134 170 194 166 144 148	956	159.33	
37.		ISR	Israel 1	294 349 367 263 285 314	1872	156.00	-547
			Nadav, Shoshana	148 204 189 153 117 152	963	160.50	
			Gur, Ziva	146 145 178 110 168 162	909	151.50	
38.		CZE	Czech Republic 1	301 317 279 349 314 301	1861	155.08	-558
			Brokesova, Anna	150 149 107 159 166 162	893	148.83	
			Stulikova, Dagmar	151 168 172 190 148 139	968	161.33	
39.		BRA	Brazil 1	349 301 308 294 325 261	1838	153.17	-581
			Belmonte, Tereza	165 145 145 124 146 122	847	141.17	
			Muelas, Cristina	184 156 163 170 179 139	991	165.17	
40.		URU	Uruguay 1	339 311 297 315 292 261	1815	151.25	-604
			Juarez, Silvia	176 154 130 159 152 123	894	149.00	
			Brea, Rosalia	163 157 167 156 140 138	921	153.50	
41.		NOR	Norway 2	312 280 285 328 273 296	1774	147.83	-645
			Larsen, Elin Anne	167 153 168 171 128 158	945	157.50	
			Dahl, Ann Kristin	145 127 117 157 145 138	829	138.17	



World Senior Championships

Sam's Town, Las Vegas, Nevada, USA

August 23 – 30, 2014



42.		NZL	New Zealand 2	323	260	263	284	297	308	1735	144.58	-684
			<u>Mustchin, Wink</u>	144	133	124	140	157	126	824	137.33	
			<u>Miklos, Janet</u>	179	127	139	144	140	182	911	151.83	

Players from make up teams

Country	Player	G1	G2	G3	G4	G5	G6	Total	Avg
	<u>Duanis, Hana</u>	162	169	178	153	167	133	962	160.33
	<u>Sukhanova, Galina</u>	172	130	158	145	162	158	925	154.17
	<u>Rae, Margaret</u>	175	178	169	133	178	163	996	166.00
	<u>Rongolino, Alicia</u>	163	139	139	135	137	140	853	142.17



World Senior Championships

Sam's Town, Las Vegas, Nevada, USA

August 23 – 30, 2014



Double Women Final


Place	Country	Team	Player	G1	Total	Avg	Diff
1.		USA U.S.A. 1	Vidad, Paula	218	218	218.00	
			Sandelin, Lucy	212	212	212.00	
				430	430	215.00	0
2.		GER Germany 1	Beckel, Martina	248	248	248.00	
			Insinger, Gisela	169	169	169.00	
				417	417	208.50	-13

Double Women Semi Final 1

Place	Country	Team	Player	G1	Total	Avg	Diff
1.		USA U.S.A. 1	Vidad, Paula	191	191	191.00	
			Sandelin, Lucy	223	223	223.00	
				414	414	207.00	0
2.		CAN Canada 1	Joubert, France	206	206	206.00	
			Friis, Jill	166	166	166.00	
				372	372	186.00	-42

Double Women Semi Final 2

Place	Country	Team	Player	G1	Total	Avg	Diff
1.		GER Germany 1	Beckel, Martina	210	210	210.00	
			Insinger, Gisela	210	210	210.00	
				420	420	210.00	0
2.		USA U.S.A. 2	Romeo, Robin	150	150	150.00	
			Johnson, Tish	193	193	193.00	
				343	343	171.50	-77



World Senior Championships


Sam's Town, Las Vegas, Nevada, USA

August 23 – 30, 2014



Qualification Results for Doubles - Men

Place	Country	Team	G1	G2	G3	G4	G5	G6	Total	Avg	Diff
1.	USA	U.S.A. 1 Boresch, Lennie Petraglia, Johnny	438	464	394	526	441	393	2656	221.33	0
2.	CAN	Canada 2 Chapman, John Vervynck, Ray	410	455	337	395	482	435	2514	209.50	-142
3.	AUS	Australia 2 Chinner, Robert Cummings, Shaun	394	427	351	442	404	434	2452	204.33	-204
4.	COL	Colombia 2 Ruiz, Nicolas Soto, Julio	386	409	372	403	445	432	2447	203.92	-209
5.	MEX	Mexico 1 Garcia, Manuel Sanchez, Alejandro	446	353	397	427	431	392	2446	203.83	-210
6.	AUS	Australia 1 Stewart, Warren Frawley, Andrew	382	414	441	371	404	431	2443	203.58	-213
7.	GER	Germany 1 Ohlrogge, Holger Frey, Frank-Peter	364	401	394	384	500	397	2440	203.33	-216
8.	SWE	Sweden 1 Eriksson, Peter Åberg, Johan	390	406	387	429	387	440	2439	203.25	-217
9.	USA	U.S.A. 2 Learn Jr, Bob Mohr, Ron	404	393	406	364	479	386	2432	202.67	-224
10.	VEN	Venezuela 2 Meza, Carlos Hernandez, Arturo	336	459	435	409	349	429	2417	201.42	-239
11.	COL	Colombia 1 Gomez, Jose Barrantes, Nestor	381	446	328	408	457	386	2406	200.50	-250
12.	FIN	Finland 2 Murtomäki, Kari Oksanen, Mika	392	455	408	385	406	359	2405	200.42	-251
13.	GER	Germany 2 Tscharke, Uwe Lischka, Klaus-Uwe	405	444	409	355	379	411	2403	200.25	-253




World Senior Championships

Sam's Town, Las Vegas, Nevada, USA

August 23 – 30, 2014



14.		BRA	Brazil 2	356 420 401 397 386 435 2395	199.58	-261
			Sales, Jamil	189 214 227 200 214 193 1237	206.17	
			Vieira, Marcio	167 206 174 197 172 242 1158	193.00	
15.		SWE	Sweden 2	422 423 378 387 370 415 2395	199.58	-261
			Nordberg, Jan	207 226 182 185 173 223 1196	199.33	
			Petersson, Christer	215 197 196 202 197 192 1199	199.83	
16.		NZL	New Zealand 2	455 372 426 337 386 415 2391	199.25	-265
			Tucker, Roger	201 205 221 167 191 190 1175	195.83	
			Mustchin, Terry	254 167 205 170 195 225 1216	202.67	
17.		CHN	China 1	408 406 392 349 422 369 2346	195.50	-310
			Huang, E	194 217 171 170 195 179 1126	187.67	
			Chen, Xiangyang	214 189 221 179 227 190 1220	203.33	
18.		JPN	Japan 2	326 362 395 368 440 452 2343	195.25	-313
			Murakami, Etsuo	162 190 169 196 229 226 1172	195.33	
			Ogata, Tadashi	164 172 226 172 211 226 1171	195.17	
19.		RUS	Russia 2	399 368 388 364 447 368 2334	194.50	-322
			Potorochin, Vladimir	234 183 174 177 180 166 1114	185.67	
			Kozyrev, Oleg	165 185 214 187 267 202 1220	203.33	
20.		NOR	Norway 2	340 372 433 394 411 380 2330	194.17	-326
			Fjordheim, Per E	157 192 255 195 186 204 1189	198.17	
			Almestrand, Runar	183 180 178 199 225 176 1141	190.17	
21.		PUR	Puerto Rico 2	385 383 390 386 370 413 2327	193.92	-329
			Santa, Tony	159 158 214 214 192 199 1136	189.33	
			Ruiz, Edgardo	226 225 176 172 178 214 1191	198.50	
22.		ARG	Argentina 2	322 290 351 483 420 458 2324	193.67	-332
			Fabrizzi, Osvaldo	148 152 177 248 239 213 1177	196.17	
			Tosto Valenzuela, Roberto	174 138 174 235 181 245 1147	191.17	
23.		FRA	France 1	354 384 380 378 413 398 2307	192.25	-349
			Strobbe, Yves	173 168 179 191 204 165 1080	180.00	
			Mochon, Patrick	181 216 201 187 209 233 1227	204.50	
24.		MEX	Mexico 2	372 440 378 412 290 411 2303	191.92	-353
			Gomez, Rafael	177 235 211 201 134 209 1167	194.50	
			Gutierrez, Jesus	195 205 167 211 156 202 1136	189.33	
25.		CAN	Canada 1	398 342 388 331 382 449 2290	190.83	-366
			Phillips, Fred	208 176 211 184 214 213 1206	201.00	
			Sim, Todd	190 166 177 147 168 236 1084	180.67	
26.		ENG	England 1	413 363 350 377 419 364 2286	190.50	-370
			Ellis, Lol	189 205 170 179 174 177 1094	182.33	
			Humphries, Gordon	224 158 180 198 245 187 1192	198.67	
27.		NOR	Norway 1	354 373 369 382 407 394 2279	189.92	-377
			Kiesbu, Arnt	107 191 157 170 194 189 1008	168.00	
			Gabrielsen, Ingar	247 182 212 212 213 205 1271	211.83	




World Senior Championships

Sam's Town, Las Vegas, Nevada, USA

August 23 – 30, 2014



28.		VEN	Venezuela 1	333 367 431 360 407 379	2277	189.75	-379
			Espinoza, Denis	181 179 220 172 196 200	1148	191.33	
			Somoza, Oscar	152 188 211 188 211 179	1129	188.17	
29.		DOM	Dominican Republic 1	350 411 319 383 402 350	2215	184.58	-441
			Genao, Ramon	164 198 147 184 213 147	1053	175.50	
			Castro, Domingo	186 213 172 199 189 203	1162	193.67	
30.		UKR	Ukraine 2	350 339 389 383 377 369	2207	183.92	-449
			Grynyk, Iurii	171 140 219 179 206 192	1107	184.50	
			Asajewicz, Aleksej	179 199 170 204 171 177	1100	183.33	
31.		FIN	Finland 1	402 346 374 414 336 332	2204	183.67	-452
			Aaltonen, Jari	220 162 194 170 187 166	1099	183.17	
			Lehtovirta, Arto	182 184 180 244 149 166	1105	184.17	
32.		CHI	Chile 1	389 350 337 382 361 380	2199	183.25	-457
			Rojas, Ulises	209 159 168 193 147 196	1072	178.67	
			Claps, Genaro	180 191 169 189 214 184	1127	187.83	
33.		RUS	Russia 1	464 297 349 344 340 400	2194	182.83	-462
			Vasilchenko, Sergey	218 160 160 189 171 184	1082	180.33	
			Sizov, Iurii	246 137 189 155 169 216	1112	185.33	
34.		DOM	Dominican Republic 2	372 346 323 409 371 350	2171	180.92	-485
			Sebelen, Rolando	192 168 135 165 181 168	1009	168.17	
			Nuñez, Hilton	180 178 188 244 190 182	1162	193.67	
35.		PUR	Puerto Rico 1	345 366 419 325 359 351	2165	180.42	-491
			Henriquez, Tony	177 206 182 170 197 153	1085	180.83	
			Almendro, Jaime	168 160 237 155 162 198	1080	180.00	
36.		ISV	Virgin Islands 2	343 359 332 356 423 350	2163	180.25	-493
			Ebbesen, Vincent	165 190 159 173 244 146	1077	179.50	
			Jackson, Valencio	178 169 173 183 179 204	1086	181.00	
37.		ARG	Argentina 1	346 342 385 370 330 366	2139	178.25	-517
			Guarnieri, Jorge	179 181 204 179 156 213	1112	185.33	
			Iuzzolino, Orlando	167 161 181 191 174 153	1027	171.17	
38.		NED	Netherlands 1	323 421 325 418 304 346	2137	178.08	-519
			van den Bogaard, Ron	173 213 171 237 158 187	1139	189.83	
			de Bruijn, Jan	150 208 154 181 146 159	998	166.33	
39.		NZL	New Zealand 1	366 395 340 329 344 362	2136	178.00	-520
			Nicolas, Gregorio	182 235 150 148 160 203	1078	179.67	
			McGrigor, Hamish	184 160 190 181 184 159	1058	176.33	
40.		ENG	England 2	333 337 384 373 346 362	2135	177.92	-521
			Hodge, Keith	203 160 208 208 185 181	1145	190.83	
			Walker, Barry	130 177 176 165 161 181	990	165.00	
41.		SCO	Scotland 1	276 369 337 418 385 347	2132	177.67	-524
			Murphy, Noel	132 161 176 235 181 152	1037	172.83	
			Keddie, Alan	144 208 161 183 204 195	1095	182.50	




World Senior Championships

Sam's Town, Las Vegas, Nevada, USA

August 23 – 30, 2014



42.		ISR	Israel 1	309 365 379 352 355 366	2126	177.17	-530
			Ovadia, Reuven	165 176 176 176 175 145	1013	168.83	
			Fisher, Arie	144 189 203 176 180 221	1113	185.50	
43.		URU	Uruguay 1	393 295 321 374 349 393	2125	177.08	-531
			Arbulo, Denis	192 131 160 207 172 171	1033	172.17	
			Rodriguez, William	201 164 161 167 177 222	1092	182.00	
44.		BRA	Brazil 1	408 320 374 362 324 320	2108	175.67	-548
			Carvalho, Eugenio	175 182 170 194 183 170	1074	179.00	
			Braga, Luiz Afonso	233 138 204 168 141 150	1034	172.33	
45.		JPN	Japan 1	380 379 312 327 368 341	2107	175.58	-549
			Nakamura, Ken	180 164 141 166 165 162	978	163.00	
			Kaji, Toshihiro	200 215 171 161 203 179	1129	188.17	
46.		CZE	Czech Republic 2	390 331 370 300 371 338	2100	175.00	-556
			Burian, Ivan	187 182 181 176 216 150	1092	182.00	
			Stulik, Jiri	203 149 189 124 155 188	1008	168.00	
47.		WAL	Wales 2	321 342 337 393 348 352	2093	174.42	-563
			Lambourne, John	174 172 199 181 189 193	1108	184.67	
			Dalton, Graham	147 170 138 212 159 159	985	164.17	
48.		UKR	Ukraine 1	312 356 341 326 351 398	2084	173.67	-572
			Mitsyk, Fedir	152 200 146 165 161 176	1000	166.67	
			Diachuk, Sergii	160 156 195 161 190 222	1084	180.67	
49.		NED	Netherlands 2	365 351 301 320 410 336	2083	173.58	-573
			Jansen, Tom	192 160 117 149 187 143	948	158.00	
			van Steenis, Henry	173 191 184 171 223 193	1135	189.17	
50.		WAL	Wales 1	318 358 366 337 337 365	2081	173.42	-575
			Goodwin, Dave	183 159 166 185 189 145	1027	171.17	
			Barber, Tony	135 199 200 152 148 220	1054	175.67	
51.		CZE	Czech Republic 1	310 325 326 355 412 348	2076	173.00	-580
			Brokes, Frantisek	144 140 152 194 149 145	924	154.00	
			Krestan, Miroslav	166 185 174 161 263 203	1152	192.00	
52.		ROU	Romania 1	364 311 384 360 348 305	2072	172.67	-584
			Tarase, Marcel	189 157 224 169 170 139	1048	174.67	
			Antimirescu, Corneliu	175 154 160 191 178 166	1024	170.67	
53.		ISR	Israel 2	374 313 355 302 361 350	2055	171.25	-601
			Levi, Itzhak	182 135 167 143 156 195	978	163.00	
			Shienman, Eliezer	192 178 188 159 205 155	1077	179.50	
54.		ISV	Virgin Islands 1	365 323 365 268 331 356	2008	167.33	-648
			Kiture, Kevin	179 178 192 142 146 188	1025	170.83	
			Moorehead, Hugo	186 145 173 126 185 168	983	163.83	
55.		ROU	Romania 2	310 309 311 300 385 367	1982	165.17	-674
			Mihailescu, Florian	148 159 144 138 188 163	940	156.67	
			Ioancea, Ion	162 150 167 162 197 204	1042	173.67	



World Senior Championships

Sam's Town, Las Vegas, Nevada, USA


August 23 – 30, 2014



56.		BOL	Bolivia 1	272 357 311 339 372 327	1978	164.83	-678
			<u>Zapata, Marco</u>	102 187 153 141 197 164	944	157.33	
			<u>Cordova, Marcos</u>	170 170 158 198 175 163	1034	172.33	

Players from make up teams

Country	Player	G1	G2	G3	G4	G5	G6	Total	Avg
	AUT <u>Hrobar, Robert</u>	135	206	164	143	149	225	1022	170.33
	CHI <u>Diaz, Carlos</u>	151	182	167	146	141	138	925	154.17
	CHN <u>Xia, Yufang</u>	195	217	166	190	159	210	1137	189.50
	PAR <u>Martin, Gonzalo</u>	143	147	178	157	241	172	1038	173.00



World Senior Championships

Sam's Town, Las Vegas, Nevada, USA

August 23 – 30, 2014



Doubles Men Final


Place	Country	Team	Player	G1	Total	Avg	Diff
1.		COL	Colombia 2	Ruiz, Nicolas	215	215	215.00
				Soto, Julio	214	214	214.00
				429	429	214.50	0
2.		CAN	Canada 2	Chapman, John	185	185	185.00
				Vervynck, Ray	243	243	243.00
				428	428	214.00	-1

Doubles Men Semi Final 1

Place	Country	Team	Player	G1	Total	Avg	Diff
1.		COL	Colombia 2	Ruiz, Nicolas	182	182	182.00
				Soto, Julio	209	209	209.00
				391	391	195.50	0
2.		USA	U.S.A. 1	Boresch, Lennie	179	179	179.00
				Petraglia, Johnny	179	179	179.00
				358	358	179.00	-33

Doubles Men Semi Final 2

Place	Country	Team	Player	G1	Total	Avg	Diff
1.		CAN	Canada 2	Chapman, John	200	200	200.00
				Vervynck, Ray	234	234	234.00
				434	434	217.00	0
2.		AUS	Australia 2	Chinner, Robert	179	179	179.00
				Cummings, Shaun	216	216	216.00
				395	395	197.50	-39



World Senior Championships


Sam's Town, Las Vegas, Nevada, USA

August 23 – 30, 2014



Qualification Results for Team – Women

Place	Country	Team	G1	G2	G3	G4	G5	G6	Total	Avg	Diff
1.	USA	U.S.A. 1	831	805	798	810	766	851	4861	202.54	0
		Romeo, Robin	220	207	235	185	215	230	1292	215.33	
		Vidad, Paula	213	184	211	175	203	185	1171	195.17	
		Sandelin, Lucy	201	222	190	242	192	214	1261	210.17	
		Johnson, Tish	197	192	162	208	156	222	1137	189.50	
2.	SWE	Sweden 1	777	739	899	779	787	786	4767	198.62	-94
		Carlsson, Christel	148	180	220	179	188	201	1116	186.00	
		Sulkanen, Lena	236	195	235	172	215	160	1213	202.17	
		Nordenson, Kristina	188	170	239	199	181	220	1197	199.50	
		Olsson, Susanne	205	194	205	229	203	205	1241	206.83	
3.	MEX	Mexico 1	739	717	776	772	732	778	4514	188.08	-347
		Piccini, Teresa	211	165	195	167	183	181	1102	183.67	
		Padilla, Scarlett	196	175	205	227	173	195	1171	195.17	
		Castro, Melva	144	155	152	203	198	200	1052	175.33	
		Ramos, Margarita	188	222	224	175	178	202	1189	198.17	
4.	AUS	Australia 1	736	711	719	797	770	711	4444	185.17	-417
		Flynn, Robyn	185	181	176	225	236	156	1159	193.17	
		Jack, Susanne	193	169	162	191	181	181	1077	179.50	
		Kennedy, Kerry	168	131	182	179	171	167	998	166.33	
		Baker, Jeanette	190	230	199	202	182	207	1210	201.67	
5.	FIN	Finland 1	655	704	727	724	775	790	4375	182.29	-486
		Anttas, Jaana	181	176	202	150	185	234	1128	188.00	
		Björkengren, Riitta	162	179	204	214	216	161	1136	189.33	
		Virtanen, Maila	145	172	160	179	168	178	1002	167.00	
		Tamminen, Tuula	167	177	161	181	206	217	1109	184.83	
6.	FRA	France 1	657	636	732	816	766	726	4333	180.54	-528
		Augustin, Francoise	170	153	200	187	199	179	1088	181.33	
		Plana, Nicole	175	192	180	211	202	179	1139	189.83	
		Chevet, Isabelle	162	127	167	196	179	133	964	160.67	
		Jacques, Pepita	150	164	185	222	186	235	1142	190.33	
7.	CAN	Canada 1	734	663	671	809	751	702	4330	180.42	-531
		Grande, Susan	183	150	145	194	161	197	1030	171.67	
		Sinclair, Dara	166	169	153	158	236	169	1051	175.17	
		Friis, Jill	227	195	171	257	201	142	1193	198.83	
		Joubert, France	158	149	202	200	153	194	1056	176.00	
8.	COL	Colombia 1	657	696	736	706	731	754	4280	178.33	-581
		Arango, Gloria	201	162	191	171	182	190	1097	182.83	
		Garcia, Luz Marina	134	178	200	176	191	182	1061	176.83	
		Galeano, Amanda	158	202	174	199	167	175	1075	179.17	
		Arango, Francia	164	154	171	160	191	207	1047	174.50	




World Senior Championships

Sam's Town, Las Vegas, Nevada, USA

August 23 – 30, 2014



9.		CZE	Czech Republic 1	702 732 688 639 739 725 4225	176.04	-636
			Novakova, Miluse	182 222 173 177 197 178 1129	188.17	
			Brokesova, Anna	161 157 162 145 216 137 978	163.00	
			Stulikova, Dagmar	169 170 147 164 138 233 1021	170.17	
			Lebrova, Jana	190 183 206 153 188 177 1097	182.83	
10.		JPN	Japan 1	610 708 707 715 703 759 4202	175.08	-659
			Karatsu, Misako	144 167 199 161 178 201 1050	175.00	
			Takemoto, Sachiko	143 193 164 170 146 215 1031	171.83	
			Yoshida, Yumiko	173 166 170 215 209 172 1105	184.17	
			Kuji, Junko	150 182 174 169 170 171 1016	169.33	
11.		CHI	Chile 1	727 665 674 708 662 705 4141	172.54	-720
			Arenas, Filomena	174 158 195 162 177 167 1033	172.17	
			Manriquez, Miriam	169 178 145 184 155 163 994	165.67	
			Tambormina, Mirna	193 157 163 175 193 180 1061	176.83	
			Rajii, Veronica	191 172 171 187 137 195 1053	175.50	
12.		ENG	England 1	689 707 791 664 706 563 4120	171.67	-741
			Steiner, Jan	158 172 155 171 183 147 986	164.33	
			Wills, Catherine	159 224 245 158 184 118 1088	181.33	
			Hodge, Jan	176 155 186 177 158 140 992	165.33	
			Brown, Angie	196 156 205 158 181 158 1054	175.67	
13.		CHN	China 1	648 624 799 677 679 690 4117	171.54	-744
			Li, Xialoin	169 157 187 187 145 169 1014	169.00	
			Liu, Taozhen	162 172 268 191 200 214 1207	201.17	
			Fu, Aie	172 137 196 159 169 145 978	163.00	
			Chen, Jinshen	145 158 148 140 165 162 918	153.00	
14.		BRA	Brazil 1	687 731 588 625 766 695 4092	170.50	-769
			Castro, Lea	164 161 118 163 199 148 953	158.83	
			Belmonte, Tereza	158 179 168 142 208 176 1031	171.83	
			Vieira, Lucia	173 197 128 163 179 203 1043	173.83	
			Muelas, Cristina	192 194 174 157 180 168 1065	177.50	
15.		GER	Germany 1	725 661 619 665 623 736 4029	167.88	-832
			Beckel, Martina	174 190 182 199 198 216 1159	193.17	
			Diekhoff, Uschi	166 128 148 133 143 166 884	147.33	
			Möller, Beate	167 149 169 127 134 178 924	154.00	
			Insinger, Gisela	218 194 120 206 148 176 1062	177.00	
16.		PUR	Puerto Rico 1	700 640 690 670 677 630 4007	166.96	-854
			Melendez, Lisa	201 156 182 152 170 138 999	166.50	
			Flores, Myrna	197 193 170 149 168 122 999	166.50	
			Bermudez, Ana	129 120 133 180 149 191 902	150.33	
			Serracin, Nora	173 171 205 189 190 179 1107	184.50	
17.		VEN	Venezuela 1	621 643 653 658 710 687 3972	165.50	-889
			Gonzalez, Ivette	178 154 144 151 150 148 925	154.17	
			Rodriguez, Norma	143 158 163 148 208 126 946	157.67	
			Evaristo, Janeth	167 159 160 179 146 201 1012	168.67	
			Cardier, Maria Silvia	133 172 186 180 206 212 1089	181.50	



World Senior Championships

Sam's Town, Las Vegas, Nevada, USA


August 23 – 30, 2014



18.		NZL	New Zealand 1	663 710 587 687 659 655	3961	165.04	-900
			Miklos, Janet	157 169 163 193 191 165	1038	173.00	
			Mustchin, Wink	154 167 141 212 158 159	991	165.17	
			Churchill, Lynnaire	164 195 136 150 151 192	988	164.67	
			Burns, Cushla	188 179 147 132 159 139	944	157.33	
19.		NOR	Norway 1	650 581 620 563 679 616	3709	154.54	-1152
			Strom, Marit	181 124 138 139 170 130	882	147.00	
			Larsen, Elin Anne	191 168 136 166 181 147	989	164.83	
			Dahl, Ann Kristin	116 141 192 146 146 160	901	150.17	
			Berqtun Berge, Sylvi	162 148 154 112 182 179	937	156.17	

Players from make up teams

Country	Player	G1	G2	G3	G4	G5	G6	Total	Avg
	Carrasco Viviani, Gloria Elvira	181	142	153	140	142	174	932	155.33
	Miranda de Cordova, Ana Carolina	141	149	169	157	162	128	906	151.00
	Duanis, Hana	164	127	127	138	129	126	811	135.17
	Gur, Ziva	130	167	152	154	160	158	921	153.50
	Nadav, Shoshana	162	160	149	124	143	144	882	147.00
	López, Susana	150	146	124	187	168	169	944	157.33
	Likhoday, Alla	173	152	124	148	191	136	924	154.00
	Sukhanova, Galina	162	125	146	139	139	190	901	150.17
	Vaynman, Marina	182	160	202	168	181	184	1077	179.50
	Rae, Margaret	139	150	133	179	179	127	907	151.17
	Brea, Rosalia	156	131	139	158	154	150	888	148.00
	Juarez, Silvia	138	162	155	162	142	130	889	148.17
	Rongolino, Alicia	129	160	175	155	152	124	895	149.17



World Senior Championships

Sam's Town, Las Vegas, Nevada, USA

August 23 – 30, 2014



Team Women Final


Place	Country	Team	Player	G1	Total	Avg	Diff
1.		USA U.S.A. 1	Romeo, Robin	193	193	193.00	
			Vidad, Paula	177	177	177.00	
			Sandelin, Lucy	201	201	201.00	
			Johnson, Tish	214	214	214.00	
			785	785	196.25	0	
2.		MEX Mexico 1	Piccini, Teresa	237	237	237.00	
			Padilla, Scarlett	169	169	169.00	
			Castro, Melva	149	149	149.00	
			Ramos, Margarita	199	199	199.00	
			754	754	188.50	-31	

Team Women Semi Final 1

Place	Country	Team	Player	G1	Total	Avg	Diff
1.		USA U.S.A. 1	Romeo, Robin	207	207	207.00	
			Vidad, Paula	203	203	203.00	
			Sandelin, Lucy	195	195	195.00	
			Johnson, Tish	216	216	216.00	
			821	821	205.25	0	
2.		AUS Australia 1	Flynn, Robyn	176	176	176.00	
			Jack, Susanne	179	179	179.00	
			Kennedy, Kerry	192	192	192.00	
			Baker, Jeanette	160	160	160.00	
			707	707	176.75	-114	

Team Women Semi Final 2

Place	Country	Team	Player	G1	Total	Avg	Diff
1.		MEX Mexico 1	Piccini, Teresa	191	191	191.00	
			Padilla, Scarlett	185	185	185.00	
			Castro, Melva	173	173	173.00	
			Ramos, Margarita	216	216	216.00	
			765	765	191.25	0	
2.		SWE Sweden 1	Carlsson, Christel	178	178	178.00	
			Sulkanen, Lena	175	175	175.00	
			Nordenson, Kristina	203	203	203.00	
			Olsson, Susanne	190	190	190.00	
			746	746	186.50	-19	



World Senior Championships

Sam's Town, Las Vegas, Nevada, USA

August 23 – 30, 2014



Qualification Results for Team - Men

Place	Country	Team	G1	G2	G3	G4	G5	G6	Total	Avg	Diff
1.	AUS	Australia 1	838	930	825	766	917	811	5087	211.96	0
		Cummins, Shaun	243	279	180	201	237	214	1354	225.67	
		Chinner, Robert	192	155	224	204	216	171	1162	193.67	
		Stewart, Warren	167	279	206	157	236	207	1252	208.67	
		Frawley, Andrew	236	217	215	204	228	219	1319	219.83	
2.	SWE	Sweden 1	750	902	843	866	825	839	5025	209.38	-62
		Nordberg, Jan	184	187	232	211	199	223	1236	206.00	
		Eriksson, Peter	213	247	195	228	236	215	1334	222.33	
		Åberg, Johan	156	244	183	215	189	194	1181	196.83	
		Petersson, Christer	197	224	233	212	201	207	1274	212.33	
3.	USA	U.S.A. 1	783	729	865	787	908	900	4972	207.17	-115
		Petraglia, Johnny	177	188	212	170	270	256	1273	212.17	
		Learn Jr, Bob	180	160	194	172	190	188	1084	180.67	
		Boresch, Lennie	224	158	215	232	248	234	1311	218.50	
		Mohr, Ron	202	223	244	213	200	222	1304	217.33	
4.	CAN	Canada 1	910	769	778	733	831	845	4866	202.75	-221
		Chapman, John	277	201	210	205	213	200	1306	217.67	
		Phillips, Fred	191	212	184	184	179	216	1166	194.33	
		Sim, Todd	210	192	205	170	214	171	1162	193.67	
		Vervynck, Ray	232	164	179	174	225	258	1232	205.33	
5.	ENG	England 1	830	783	841	763	830	773	4820	200.83	-267
		Ellis, Lol	222	181	242	173	254	180	1252	208.67	
		Hodge, Keith	196	203	212	200	193	194	1198	199.67	
		Walker, Barry	216	201	184	200	181	158	1140	190.00	
		Humphries, Gordon	196	198	203	190	202	241	1230	205.00	
6.	NZL	New Zealand 1	813	824	869	732	741	798	4777	199.04	-310
		Nicolas, Gregorio	174	184	222	193	194	219	1186	197.67	
		McGrigor, Hamish	228	236	219	192	165	192	1232	205.33	
		Tucker, Roger	187	219	223	175	223	216	1243	207.17	
		Mustchin, Terry	224	185	205	172	159	171	1116	186.00	
7.	RUS	Russia 1	821	823	863	700	712	806	4725	196.88	-362
		Potorochin, Vladimir	236	212	171	205	206	232	1262	210.33	
		Kozyrev, Oleg	179	204	213	201	200	201	1198	199.67	
		Vasilchenko, Sergey	200	235	290	144	171	182	1222	203.67	
		Sizov, Iurii	206	172	189	150	135	191	1043	173.83	
8.	PUR	Puerto Rico 1	841	670	743	736	814	859	4663	194.29	-424
		Henriquez, Tony	203	173	168	187	192	201	1124	187.33	
		Almendro, Jaime	189	145	202	182	213	256	1187	197.83	
		Santa, Tony	239	173	183	132	183	226	1136	189.33	
		Ruiz, Edgardo	210	179	190	235	226	176	1216	202.67	




World Senior Championships

Sam's Town, Las Vegas, Nevada, USA

August 23 – 30, 2014



9.		GER	Germany 1	752 899 712 746 753 790 4652	193.83	-435
			Ohlrogge, Holger	202 267 201 170 202 213 1255	209.17	
			Frey, Frank-Peter	157 217 155 194 154 166 1043	173.83	
			Tscharke, Uwe	191 207 188 204 200 192 1182	197.00	
			Lischka, Klaus-Uwe	202 208 168 178 197 219 1172	195.33	
10.		MEX	Mexico 1	672 811 815 754 812 786 4650	193.75	-437
			Garcia, Manuel	192 212 222 201 255 257 1339	223.17	
			Sanchez, Alejandro	159 200 254 216 160 203 1192	198.67	
			Gutierrez, Jesus	159 179 181 192 192 160 1063	177.17	
			Gomez, Rafael	162 220 158 145 205 166 1056	176.00	
11.		FIN	Finland 1	833 737 723 790 765 778 4626	192.75	-461
			Oksanen, Mika	205 207 166 216 181 183 1158	193.00	
			Aaltonen, Jari	213 138 180 178 191 189 1089	181.50	
			Lehtovirta, Arto	234 193 189 211 210 244 1281	213.50	
			Murtomäki, Kari	181 199 188 185 183 162 1098	183.00	
12.		COL	Colombia 1	690 746 769 706 804 840 4555	189.79	-532
			Barrantes, Nestor	177 150 200 146 205 192 1070	178.33	
			Ruiz, Nicolas	160 223 198 177 190 204 1152	192.00	
			Gomez, Jose	162 184 170 193 195 223 1127	187.83	
			Soto, Julio	191 189 201 190 214 221 1206	201.00	
13.		BRA	Brazil 1	736 836 671 785 856 663 4547	189.46	-540
			Sales, Jamil	181 203 193 167 191 163 1098	183.00	
			Carvalho, Eugenio	210 201 145 192 268 176 1192	198.67	
			Braga, Luiz Afonso	186 215 174 245 196 133 1149	191.50	
			Vieira, Marcio	159 217 159 181 201 191 1108	184.67	
14.		JPN	Japan 1	727 706 811 658 839 772 4513	188.04	-574
			Kaji, Toshihiro	206 167 223 160 181 203 1140	190.00	
			Nakamura, Ken	157 171 187 177 223 194 1109	184.83	
			Murakami, Etsuo	180 191 185 166 214 198 1134	189.00	
			Ogata, Tadashi	184 177 216 155 221 177 1130	188.33	
15.		ROU	Romania 1	767 669 762 694 786 795 4473	186.38	-614
			Mihailescu, Florian	180 192 149 160 202 192 1075	179.17	
			Ioancea, Ion	171 139 182 198 175 199 1064	177.33	
			Tarase, Marcel	195 172 248 188 225 238 1266	211.00	
			Antimirescu, Corneliu	221 166 183 148 184 166 1068	178.00	
16.		VEN	Venezuela 1	656 731 835 692 842 696 4452	185.50	-635
			Meza, Carlos	163 166 180 203 170 173 1055	175.83	
			Somoza, Oscar	146 191 164 151 220 142 1014	169.00	
			Espinoza, Denis	187 190 236 162 217 174 1166	194.33	
			Hernandez, Arturo	160 184 255 176 235 207 1217	202.83	



World Senior Championships

Sam's Town, Las Vegas, Nevada, USA

August 23 – 30, 2014



17.		NOR	Norway 1	718 742 747 749 692 791	4439	184.96	-648
			Fjordheim, Per E	205 190 178 201 160 163	1097	182.83	
			Kiesbu, Arnt	133 194 180 187 168 179	1041	173.50	
			Almestrand, Runar	199 147 210 180 184 255	1175	195.83	
			Gabrielsen, Ingar	181 211 179 181 180 194	1126	187.67	
18.		ISR	Israel 1	746 870 653 707 738 714	4428	184.50	-659
			Levi, Itzhak	168 211 145 141 168 194	1027	171.17	
			Shienman, Eliezer	162 206 148 191 156 181	1044	174.00	
			Ovadia, Reuven	203 247 168 199 209 178	1204	200.67	
			Fisher, Arie	213 206 192 176 205 161	1153	192.17	
19.		NED	Netherlands 1	695 721 760 700 768 724	4368	182.00	-719
			van den Bogaard, Ron	175 180 209 211 220 214	1209	201.50	
			van Steenis, Henry	181 164 165 187 215 193	1105	184.17	
			Jansen, Tom	157 176 203 111 142 144	933	155.50	
			de Bruijn, Jan	182 201 183 191 191 173	1121	186.83	
20.		WAL	Wales 1	759 766 725 715 636 745	4346	181.08	-741
			Lambourne, John	169 189 191 184 181 231	1145	190.83	
			Goodwin, Dave	179 180 159 176 139 143	976	162.67	
			Barber, Tony	223 196 184 177 143 170	1093	182.17	
			Dalton, Graham	188 201 191 178 173 201	1132	188.67	
21.		ARG	Argentina 1	671 678 707 716 744 729	4245	176.88	-842
			Guarnieri, Jorge	184 176 180 210 247 202	1199	199.83	
			Iuzzolino, Orlando	195 182 200 159 180 169	1085	180.83	
			Fabrizzi, Osvaldo	157 167 211 176 146 191	1048	174.67	
			Tosto Valenzuela, Roberto	135 153 116 171 171 167	913	152.17	
22.		DOM	Dominican Republic 1	703 620 724 782 721 671	4221	175.88	-866
			Genao, Ramon	197 168 189 232 210 209	1205	200.83	
			Sebelen, Rolando	169 122 149 175 108 176	899	149.83	
			Castro, Domingo	169 170 163 195 212 147	1056	176.00	
			Nuñez, Hilton	168 160 223 180 191 139	1061	176.83	
23.		UKR	Ukraine 1	640 663 672 750 699 791	4215	175.62	-872
			Mitsyk, Fedir	157 170 158 187 180 181	1033	172.17	
			Diachuk, Sergii	155 196 167 173 179 167	1037	172.83	
			Asajewicz, Aleksej	164 148 137 192 147 249	1037	172.83	
			Grynyk, Iurii	164 149 210 198 193 194	1108	184.67	
24.		CZE	Czech Republic 1	672 730 674 647 749 705	4177	174.04	-910
			Burian, Ivan	143 188 130 201 210 189	1061	176.83	
			Brokes, Frantisek	141 167 167 136 198 154	963	160.50	
			Krestan, Miroslav	194 183 217 154 180 171	1099	183.17	
			Stulik, Jiri	194 192 160 156 161 191	1054	175.67	



World Senior Championships

Sam's Town, Las Vegas, Nevada, USA


August 23 – 30, 2014



25.	ISV	Virgin Islands 1	669	749	628	658	665	681	4050	168.75	-1037
		Kiture, Kevin	153	178	168	162	167	132	960	160.00	
		Moorehead, Hugo	164	185	138	174	141	194	996	166.00	
		Ebbesen, Vincent	156	167	162	139	171	166	961	160.17	
		Jackson, Valencio	196	219	160	183	186	189	1133	188.83	

Players from make up teams

Country	Player	G1	G2	G3	G4	G5	G6	Total	Avg
	Hrobar, Robert	167	146	162	187	161	158	981	163.50
	Cordova, Marcos	174	196	214	160	209	147	1100	183.33
	Zapata, Marco	172	184	150	149	132	142	929	154.83
	Claps, Genaro	171	147	138	167	185	153	961	160.17
	Diaz, Carlos	145	159	149	167	161	141	922	153.67
	Rojas, Ulises	188	170	165	175	187	165	1050	175.00
	Chen, Xiangyang	158	226	246	150	237	259	1276	212.67
	Huang, E	230	181	223	191	196	171	1192	198.67
	Xia, Yufang	181	179	188	167	173	229	1117	186.17
	Mochon, Patrick	173	224	201	167	224	180	1169	194.83
	Strobbe, Yves	193	167	142	184	193	172	1051	175.17
	Martin, Gonzalo	136	145	160	154	156	174	925	154.17
	Keddie, Alan	192	279	181	173	192	162	1179	196.50
	Murphy, Noel	187	157	168	183	154	182	1031	171.83
	Arbulo, Denis	146	167	171	189	218	164	1055	175.83
	Rodriguez, William	174	191	165	212	171	159	1072	178.67



World Senior Championships

Sam's Town, Las Vegas, Nevada, USA

August 23 – 30, 2014



Team event Men Final


Place	Country	Team	Player	G1	Total	Avg	Diff
1.		U.S.A. 1	Petraglia, Johnny	212	212	212.00	
			Learn Jr, Bob	187	187	187.00	
			Boresch, Lennie	210	210	210.00	
			Mohr, Ron	278	278	278.00	
				887	887	221.75	0
2.		Australia 1	Cummings, Shaun	167	167	167.00	
			Chinner, Robert	145	145	145.00	
			Stewart, Warren	164	164	164.00	
			Frawley, Andrew	199	199	199.00	
				675	675	168.75	-212

Team event Men Semi Final 1

Place	Country	Team	Player	G1	Total	Avg	Diff
1.		Australia 1	Cummings, Shaun	189	189	189.00	
			Chinner, Robert	190	190	190.00	
			Stewart, Warren	224	224	224.00	
			Frawley, Andrew	255	255	255.00	
				858	858	214.50	0
2.		Canada 1	Chapman, John	180	180	180.00	
			Phillips, Fred	200	200	200.00	
			Vervynck, Ray	157	157	157.00	
			Sim, Todd	176	176	176.00	
				713	713	178.25	-145

Team event Men Semi Final 2

Place	Country	Team	Player	G1	Total	Avg	Diff
1.		U.S.A. 1	Petraglia, Johnny	204	204	204.00	
			Learn Jr, Bob	188	188	188.00	
			Boresch, Lennie	246	246	246.00	
			Mohr, Ron	221	221	221.00	
				859	859	214.75	0
2.		Sweden 1	Nordberg, Jan	170	170	170.00	
			Eriksson, Peter	229	229	229.00	
			Åberg, Johan	230	230	230.00	
			Petersson, Christer	176	176	176.00	
				805	805	201.25	-54



World Senior Championships

Sam's Town, Las Vegas, Nevada, USA

August 23 – 30, 2014



All Event Women Final results

Place	Country	Player	<u>TEAM OF FOUR</u>			Total	Avg	Diff
			<u>SINGLES</u>	<u>DOUBLES</u>	<u>SCORE</u>			
1.	USA	Sandelin, Lucy	1231	1264	1261	3756	208.67	0
2.	SWE	Olsson, Susanne	1210	1166	1241	3617	200.94	-139
3.	USA	Romeo, Robin	1144	1106	1292	3542	196.78	-214
4.	USA	Johnson, Tish	1177	1221	1137	3535	196.39	-221
5.	USA	Vidad, Paula	1194	1155	1171	3520	195.56	-236
6.	AUS	Baker, Jeanette	1153	1153	1210	3516	195.33	-240
7.	GER	Beckel, Martina	1151	1198	1159	3508	194.89	-248
8.	FIN	Tamminen, Tuula	1215	1127	1109	3451	191.72	-305
9.	JPN	Yoshida, Yumiko	1185	1151	1105	3441	191.17	-315
10.	SWE	Nordenson, Kristina	1197	1041	1197	3435	190.83	-321
11.	SWE	Sulkanen, Lena	1103	1113	1213	3429	190.50	-327
12.	CHN	Liu, Taozhen	1136	1084	1207	3427	190.39	-329
13.	SWE	Carlsson, Christel	1162	1147	1116	3425	190.28	-331
14.	MEX	Piccini, Teresa	1164	1151	1102	3417	189.83	-339
15.	MEX	Ramos, Margarita	1160	1056	1189	3405	189.17	-351
16.	CAN	Joubert, France	1117	1218	1056	3391	188.39	-365
17.	ENG	Brown, Angie	1090	1219	1054	3363	186.83	-393
18.	FRA	Jacques, Pepita	1056	1164	1142	3362	186.78	-394
19.	CAN	Friis, Jill	1113	1050	1193	3356	186.44	-400
20.	AUS	Flynn, Robyn	1105	1064	1159	3328	184.89	-428
21.	CZE	Lebrova, Jana	1093	1117	1097	3307	183.72	-449
22.	GER	Insinger, Gisela	1091	1137	1062	3290	182.78	-466
23.	FRA	Plana, Nicole	1073	1074	1139	3286	182.56	-470
24.	COL	Galeano, Amanda	1068	1121	1075	3264	181.33	-492
CUT FOR MASTERS								
25.	COL	Arango, Gloria	1086	1072	1097	3255	180.83	-501
26.	VEN	Cardier, Maria Silvia	1024	1138	1089	3251	180.61	-505
27.	MEX	Padilla, Scarlett	1066	1004	1171	3241	180.06	-515
28.	FIN	Anttas, Jaana	1062	1035	1128	3225	179.17	-531
29.	PUR	Serracin, Nora	1054	1062	1107	3223	179.06	-533
30.	CHI	Arenas, Filomena	1093	1074	1033	3200	177.78	-556
31.	FIN	Björkengren, Riitta	1064	1000	1136	3200	177.78	-556
32.	JPN	Kuji, Junko	1105	1076	1016	3197	177.61	-559
33.	COL	Garcia, Luz Marina	1042	1089	1061	3192	177.33	-564
34.	COL	Arango, Francia	1113	1023	1047	3183	176.83	-573
35.	NZL	Burns, Cushla	1131	1099	944	3174	176.33	-582



World Senior Championships

Sam's Town, Las Vegas, Nevada, USA

August 23 – 30, 2014



WORLD
BOWLING

36.		AUS	Jack, Susanne	1048	1043	1077	3168	176.00	-588
37.		FRA	Augustin, Francoise	1103	976	1088	3167	175.94	-589
38.		CAN	Grande, Susan	1058	1073	1030	3161	175.61	-595
39.		MEX	Castro, Melva	1054	1053	1052	3159	175.50	-597
40.		CAN	Sinclair, Dara	1041	1063	1051	3155	175.28	-601
41.		NZL	Churchill, Lynnaire	1030	1121	988	3139	174.39	-617
42.		ENG	Wills, Catherine	1038	1013	1088	3139	174.39	-617
43.		CHN	Li, Xialoin	1006	1112	1014	3132	174.00	-624
44.		PUR	Melendez, Lisa	1035	1092	999	3126	173.67	-630
45.		PUR	Flores, Myrna	1000	1126	999	3125	173.61	-631
46.		AUS	Kennedy, Kerry	1048	1075	998	3121	173.39	-635
47.		CZE	Novakova, Miluse	1027	957	1129	3113	172.94	-643
48.		JPN	Karatsu, Misako	1043	988	1050	3081	171.17	-675
49.		BRA	Vieira, Lucia	1021	1014	1043	3078	171.00	-678
50.		ENG	Hodge, Jan	1025	1054	992	3071	170.61	-685
51.		RUS	Likhoday, Alla	1126	1015	924	3065	170.28	-691
52.		ENG	Steiner, Jan	1020	1046	986	3052	169.56	-704
53.		RUS	Vaynman, Marina	950	1024	1077	3051	169.50	-705
54.		CHI	Tambormina, Mirna	1033	956	1061	3050	169.44	-706
55.		CHI	Rajii, Veronica	964	1032	1053	3049	169.39	-707
56.		CZE	Stulikova, Dagmar	1046	968	1021	3035	168.61	-721
57.		BRA	Muelas, Cristina	954	991	1065	3010	167.22	-746
58.		VEN	Gonzalez, Ivette	1008	1068	925	3001	166.72	-755
59.		FRA	Chevet, Isabelle	983	1045	964	2992	166.22	-764
60.		CHI	Manriquez, Miriam	968	1024	994	2986	165.89	-770
61.		JPN	Takemoto, Sachiko	1011	943	1031	2985	165.83	-771
62.		CHN	Fu, Aie	988	1008	978	2974	165.22	-782
63.		FIN	Virtanen, Maila	1027	942	1002	2971	165.06	-785
64.		NZL	Miklos, Janet	1006	911	1038	2955	164.17	-801
65.		VEN	Rodriguez, Norma	1007	981	946	2934	163.00	-822
66.		VEN	Evaristo, Janeth	974	936	1012	2922	162.33	-834
67.		BRA	Castro, Lea	944	1007	953	2904	161.33	-852
68.		PUR	Bermudez, Ana	1003	976	902	2881	160.06	-875
69.		GER	Möller, Beate	982	965	924	2871	159.50	-885
70.		RUS	Sukhanova, Galina	1035	925	901	2861	158.94	-895
71.		NOR	Bergtun Berge, Sylvi	920	1000	937	2857	158.72	-899
72.		BOL	Carrasco Viviani, Gloria Elvira	961	938	932	2831	157.28	-925
73.		BOL	Miranda de Cordova, Ana Carolina	968	956	906	2830	157.22	-926
74.		ISR	Gur, Ziva	995	909	921	2825	156.94	-931
75.		NOR	Larsen, Elin Anne	885	945	989	2819	156.61	-937
76.		BRA	Belmonte, Tereza	939	847	1031	2817	156.50	-939
77.		NZL	Mustchin, Wink	997	824	991	2812	156.22	-944




World Senior Championships

Sam's Town, Las Vegas, Nevada, USA

August 23 – 30, 2014



78.		GER	Diekhoff, Uschi	964	956	884	2804	155.78	-952
79.		NOR	Strom, Marit	980	930	882	2792	155.11	-964
80.		CHN	Chen, Jinshen	923	937	918	2778	154.33	-978
81.		SCO	Rae, Margaret	874	996	907	2777	154.28	-979
82.		URU	Brea, Rosalia	960	921	888	2769	153.83	-987
83.		NOR	Dahl, Ann Kristin	1022	829	901	2752	152.89	-1004
84.		CZE	Brokesova, Anna	879	893	978	2750	152.78	-1006
85.		ISR	Nadav, Shoshana	892	963	882	2737	152.06	-1019
86.		PAR	López, Susana	954	818	944	2716	150.89	-1040
87.		URU	Juarez, Silvia	928	894	889	2711	150.61	-1045
88.		ISR	Duanis, Hana	870	962	811	2643	146.83	-1113
89.		URU	Rongolino, Alicia	882	853	895	2630	146.11	-1126



World Senior Championships


Sam's Town, Las Vegas, Nevada, USA

August 23 – 30, 2014



All Event Men – Final result

Place	Country	Player	<u>TEAM</u>			Total	Avg	Diff
			<u>SINGLES</u>	<u>DOUBLES</u>	<u>OF FOUR</u>			
			Score	Score	Score			
1.	CAN	Chapman, John	1325	1291	1306	3922	217.89	0
2.	USA	Boresch, Lennie	1270	1323	1311	3904	216.89	-18
3.	AUS	Cummings, Shaun	1267	1268	1354	3889	216.06	-33
4.	USA	Mohr, Ron	1297	1271	1304	3872	215.11	-50
5.	AUS	Frawley, Andrew	1339	1194	1319	3852	214.00	-70
6.	MEX	Garcia, Manuel	1185	1292	1339	3816	212.00	-106
7.	CHN	Chen, Xiangqiang	1251	1220	1276	3747	208.17	-175
8.	CAN	Vervynck, Ray	1291	1223	1232	3746	208.11	-176
9.	SWE	Eriksson, Peter	1194	1204	1334	3732	207.33	-190
10.	SWE	Petersson, Christer	1241	1199	1274	3714	206.33	-208
11.	USA	Petraglia, Johnny	1106	1333	1273	3712	206.22	-210
12.	AUS	Stewart, Warren	1192	1249	1252	3693	205.17	-229
13.	ENG	Humphries, Gordon	1251	1192	1230	3673	204.06	-249
14.	CAN	Sim, Todd	1415	1084	1162	3661	203.39	-261
15.	SWE	Nordberg, Jan	1228	1196	1236	3660	203.33	-262
16.	VEN	Hernandez, Arturo	1133	1299	1217	3649	214.65	-273
17.	SCO	Keddie, Alan	1345	1095	1179	3619	201.06	-303
18.	FIN	Oksanen, Mika	1211	1248	1158	3617	200.94	-305
19.	NED	van den Bogaard, Ron	1257	1139	1209	3605	200.28	-317
20.	ENG	Ellis, Lol	1259	1094	1252	3605	200.28	-317
21.	RUS	Potorochin, Vladimir	1224	1114	1262	3600	200.00	-322
22.	NOR	Gabrielsen, Ingar	1193	1271	1126	3590	199.44	-332
23.	PUR	Ruiz, Edgardo	1177	1191	1216	3584	199.11	-338
24.	FRA	Mochon, Patrick	1175	1227	1169	3571	198.39	-351
CUT FOR MASTERS								
25.	RUS	Kozyrev, Oleg	1150	1220	1198	3568	198.22	-354
26.	COL	Soto, Julio	1184	1167	1206	3557	197.61	-365
27.	COL	Ruiz, Nicolas	1117	1280	1152	3549	197.17	-373
28.	NZL	Tucker, Roger	1129	1175	1243	3547	197.06	-375
29.	SWE	Åberg, Johan	1126	1235	1181	3542	196.78	-380
30.	FIN	Lehtovirta, Arto	1149	1105	1281	3535	196.39	-387
31.	GER	Ohlrogge, Holger	1112	1158	1255	3525	195.83	-397
32.	NOR	Fjordheim, Per E	1235	1189	1097	3521	195.61	-401
33.	GER	Lischka, Klaus-Uwe	1088	1256	1172	3516	195.33	-406
34.	BRA	Vieira, Marcio	1236	1158	1108	3502	194.56	-420
35.	MEX	Sanchez, Alejandro	1152	1154	1192	3498	194.33	-424



World Senior Championships

Sam's Town, Las Vegas, Nevada, USA

August 23 – 30, 2014



WORLD BOWLING

36.		GER	Frey, Frank-Peter	1165	1282	1043	3490	193.89	-432
37.		ARG	Guarnieri, Jorge	1169	1112	1199	3480	193.33	-442
38.		NZL	Nicolas, Gregorio	1213	1078	1186	3477	193.17	-445
39.		JPN	Ogata, Tadashi	1174	1171	1130	3475	193.06	-447
40.		CAN	Phillips, Fred	1099	1206	1166	3471	192.83	-451
41.		BRA	Sales, Jamil	1133	1237	1098	3468	192.67	-454
42.		COL	Gomez, Jose	1057	1274	1127	3458	192.11	-464
43.		BRA	Carvalho, Eugenio	1186	1074	1192	3452	191.78	-470
44.		NOR	Almestrand, Runar	1135	1141	1175	3451	191.72	-471
45.		NZL	Mustchin, Terry	1109	1216	1116	3441	191.17	-481
46.		PUR	Santa, Tony	1168	1136	1136	3440	191.11	-482
47.		MEX	Gomez, Rafael	1216	1167	1056	3439	191.06	-483
48.		AUS	Chinner, Robert	1084	1184	1162	3430	190.56	-492
49.		CHN	Huang, E	1101	1126	1192	3419	189.94	-503
50.		DOM	Genao, Ramon	1158	1053	1205	3416	189.78	-506
51.		RUS	Vasilchenko, Sergey	1108	1082	1222	3412	189.56	-510
52.		ENG	Hodge, Keith	1068	1145	1198	3411	189.50	-511
53.		JPN	Murakami, Etsuo	1096	1172	1134	3402	189.00	-520
54.		PUR	Almendro, Jaime	1134	1080	1187	3401	188.94	-521
55.		JPN	Kaji, Toshihiro	1124	1129	1140	3393	188.50	-529
56.		NZL	McGrigor, Hamish	1098	1058	1232	3388	188.22	-534
57.		VEN	Espinoza, Denis	1072	1148	1166	3386	188.11	-536
58.		ROU	Tarase, Marcel	1055	1048	1266	3369	187.17	-553
59.		MEX	Gutierrez, Jesus	1156	1136	1063	3355	186.39	-567
60.		DOM	Nuñez, Hilton	1131	1162	1061	3354	186.33	-568
61.		CHN	Xia, Yufang	1098	1137	1117	3352	186.22	-570
62.		ISR	Fisher, Arie	1084	1113	1153	3350	186.11	-572
63.		UKR	Grynyk, Iurii	1122	1107	1108	3337	185.39	-585
64.		FIN	Murtomäki, Kari	1080	1157	1098	3335	185.28	-587
65.		WAL	Lambourne, John	1079	1108	1145	3332	185.11	-590
66.		ISR	Ovadia, Reuven	1113	1013	1204	3330	185.00	-592
67.		GER	Tscharke, Uwe	999	1147	1182	3328	184.89	-594
68.		FRA	Strobbe, Yves	1195	1080	1051	3326	184.78	-596
69.		ARG	Fabrizzi, Osvaldo	1096	1177	1048	3321	184.50	-601
70.		DOM	Castro, Domingo	1103	1162	1056	3321	184.50	-601
71.		USA	Learn Jr, Bob	1074	1161	1084	3319	184.39	-603
72.		FIN	Aaltonen, Jari	1125	1099	1089	3313	184.06	-609
73.		ENG	Walker, Barry	1171	990	1140	3301	183.39	-621
74.		COL	Barrantes, Nestor	1081	1132	1070	3283	182.39	-639
75.		CZE	Krestan, Miroslav	1011	1152	1099	3262	181.22	-660
76.		ISV	Jackson, Valencio	1042	1086	1133	3261	181.17	-661
77.		PUR	Henriquez, Tony	1044	1085	1124	3253	180.72	-669



World Senior Championships

Sam's Town, Las Vegas, Nevada, USA

August 23 – 30, 2014



78.		NED	van Steenis, Henry	1013	1135	1105	3253	180.72	-669
79.		CHI	Claps, Genaro	1164	1127	961	3252	180.67	-670
80.		URU	Rodriguez, William	1069	1092	1072	3233	179.61	-689
81.		RUS	Sizov, Iurii	1068	1112	1043	3223	179.06	-699
82.		UKR	Asajewicz, Aleksej	1082	1100	1037	3219	178.83	-703
83.		BRA	Braga, Luiz Afonso	1029	1034	1149	3212	178.44	-710
84.		VEN	Somoza, Oscar	1061	1129	1014	3204	178.00	-718
85.		ISR	Shienman, Eliezer	1075	1077	1044	3196	177.56	-726
86.		ROU	Ioancea, Ion	1080	1042	1064	3186	177.00	-736
87.		CZE	Burian, Ivan	1032	1092	1061	3185	176.94	-737
88.		JPN	Nakamura, Ken	1087	978	1109	3174	176.33	-748
89.		WAL	Dalton, Graham	1047	985	1132	3164	175.78	-758
90.		CHI	Rojas, Ulises	1041	1072	1050	3163	175.72	-759
91.		CZE	Stulik, Jiri	1098	1008	1054	3160	175.56	-762
92.		NED	de Bruijn, Jan	1041	998	1121	3160	175.56	-762
93.		NOR	Kiesbu, Arnt	1109	1008	1041	3158	175.44	-764
94.		ARG	Iuzzulino, Orlando	1036	1027	1085	3148	174.89	-774
95.		WAL	Barber, Tony	997	1054	1093	3144	174.67	-778
96.		UKR	Diachuk, Sergii	1022	1084	1037	3143	174.61	-779
97.		SCO	Murphy, Noel	1073	1037	1031	3141	174.50	-781
98.		ROU	Antimirescu, Corneliu	1040	1024	1068	3132	174.00	-790
99.		VEN	Meza, Carlos	940	1118	1055	3113	183.12	-809
100.		BOL	Cordova, Marcos	976	1034	1100	3110	172.78	-812
101.		URU	Arbulo, Denis	1017	1033	1055	3105	172.50	-817
102.		UKR	Mitsyk, Fedir	1052	1000	1033	3085	171.39	-837
103.		ARG	Tosto Valenzuela, Roberto	1022	1147	913	3082	171.22	-840
104.		DOM	Sebelen, Rolando	1124	1009	899	3032	168.44	-890
105.		ROU	Mihalescu, Florian	1015	940	1075	3030	168.33	-892
106.		CZE	Brokes, Frantisek	1125	924	963	3012	167.33	-910
107.		ISV	Kiture, Kevin	985	1025	960	2970	165.00	-952
108.		WAL	Goodwin, Dave	965	1027	976	2968	164.89	-954
109.		ISV	Ebbesen, Vincent	929	1077	961	2967	164.83	-955
110.		ISR	Levi, Itzhak	951	978	1027	2956	164.22	-966
111.		ISV	Moorehead, Hugo	971	983	996	2950	163.89	-972
112.		NED	Jansen, Tom	1053	948	933	2934	163.00	-988
113.		AUT	Hrobar, Robert	914	1022	981	2917	162.06	-1005
114.		PAR	Martin, Gonzalo	947	1038	925	2910	161.67	-1012
115.		BOL	Zapata, Marco	1030	944	929	2903	161.28	-1019
116.		CHI	Diaz, Carlos	976	925	922	2823	156.83	-1099
117.		URU	Desalvo, Roberto	499			499	124.75	-3423

2015 WSrC Masters- Women - Step 1

Lane pattern category: Dual

Average score: 189.98 Average score per game:

G1	G2	G3	G4	G5	G6
187.77	182.77	186.23	197.77	194.18	191.14

Place	Player	Country	G1	G2	G3	G4	G5	G6	G1-G6	Prev	Total	Avg	Diff	Next lane	Roll- off
1.	Sandelin, Lucy	USA	155	182	192	196	205	215	1145	3756	4901	190.83	0		
2.	Romeo, Robin	USA	158	235	220	235	223	216	1287	3542	4829	214.50	-72		
3.	Olsson, Susanne	SWE	214	139	197	234	204	195	1183	3617	4800	197.17	-101		
4.	Johnson, Tish	USA	243	178	196	171	207	249	1244	3535	4779	207.33	-122		
5.	Vidad, Paula	USA	171	184	244	191	225	202	1217	3520	4737	202.83	-164		
6.	Beckel, Martina	GER	176	187	226	203	170	170	1132	3508	4640	188.67	-261		
7.	Carlsson, Christel	SWE	196	185	192	198	205	217	1193	3425	4618	198.83	-283		
8.	Ramos, Margarita	MEX	223	200	159	225	237	165	1209	3405	4614	201.50	-287		
9.	Sulkanen, Lena	SWE	177	206	179	202	210	193	1167	3429	4596	194.50	-305		
10.	Yoshida, Yumiko	JPN	206	193	180	204	192	169	1144	3441	4585	190.67	-316		
11.	Nordenson, Kristina	SWE	195	156	202	191	185	200	1129	3435	4564	188.17	-337		
12.	Tamminen, Tuula	FIN	172	177	214	175	177	178	1093	3451	4544	182.17	-357		
13.	Liu, Taozhen	CHN	156	194	144	224	200	166	1084	3427	4511	180.67	-390		
14.	Jacques, Pepita	FRA	190	186	169	201	213	166	1125	3362	4487	187.50	-414		
15.	Lebrova, Jana	CZE	213	179	152	221	211	182	1158	3307	4465	193.00	-436		
16.	Piccini, Teresa	MEX	186	142	186	189	168	168	1039	3417	4456	173.17	-445		
17.	Friis, Jill	CAN	199	201	140	209	158	192	1099	3356	4455	183.17	-446		
18.	Brown, Angie	ENG	201	224	178	145	162	180	1090	3363	4453	181.67	-448		
19.	Flynn, Robyn	AUS	161	180	196	178	190	193	1098	3328	4426	183.00	-475		
20.	Insinger, Gisela	GER	186	156	160	163	178	267	1110	3290	4400	185.00	-501		
21.	Galeano, Amanda	COL	194	169	202	205	189	177	1136	3264	4400	189.33	-501		
22.	Plana, Nicole	FRA	159	168	169	191	163	145	995	3286	4281	165.83	-620		
23.	Baker, Jeanette	AUS							0	3516	3516	0.00	-1385	12	
24.	Joubert, France	CAN							0	3391	3391	0.00	-1510	22	

2015 WSCC Masters - women- Step 2

Lane pattern category: Dual

Average score: 199.26 Average score per game: **G1** **G2** **G3** **G4** **G5** **G6** **G7**
 206.38 209.12 192.75 161.00 198.43 217.14 214.00

Place	Country	Player	G1	G2	G3	G4	G5	G6	G7	G1-G7	Bonus	Prev	Total	Diff	Next lane	Roll- off
1.	USA	Sandelin, Lucy	246	214	228	180	200	214	193	1475	80	4901	6456	0		
2.	SWE	Olsson, Susanne	205	266	196	169	223	185	232	1476	100	4800	6376	-80		
3.	USA	Johnson, Tish	204	233	169	190	171	247	269	1483	80	4779	6342	-114		
4.	USA	Romeo, Robin	192	210	173	206	194	235	186	1396	80	4829	6305	-151		
5.	GER	Beckel, Martina	230	170	205	196	186	216	233	1436	80	4640	6156	-300		
6.	SWE	Carlsson, Christel	204	201	182	202	228	200	191	1408	80	4618	6106	-350		
7.	MEX	Ramos, Margarita	200	208	195	129	187	223	194	1336	60	4614	6010	-446		
8.	USA	Vidad, Paula	170	171	194	16				551	0	4737	5288	-1168	32	

Game 1

Match	Country	Player	Score	Bonus
1	USA	Romeo, Robin	192	
	USA	Sandelin, Lucy	246	20
2	USA	Johnson, Tish	204	20
	USA	Vidad, Paula	170	
3	SWE	Carlsson, Christel	204	
	SWE	Olsson, Susanne	205	20
4	GER	Beckel, Martina	230	20
	MEX	Ramos, Margarita	200	

Game 2

Match	Country	Player	Score	Bonus
1	SWE	Carlsson, Christel	201	
	MEX	Ramos, Margarita	208	20
2	GER	Beckel, Martina	170	
	SWE	Olsson, Susanne	266	20
3	USA	Romeo, Robin	210	20
	USA	Vidad, Paula	171	
4	USA	Johnson, Tish	233	20
	USA	Sandelin, Lucy	214	

Game 3

Match	Country	Player	Score	Bonus
1	SWE	Olsson, Susanne	196	20
	USA	Vidad, Paula	194	
2	MEX	Ramos, Margarita	195	
	USA	Sandelin, Lucy	228	20
3	GER	Beckel, Martina	205	20
	USA	Johnson, Tish	169	
4	SWE	Carlsson, Christel	182	20
	USA	Romeo, Robin	173	

Game 4

Match	Country	Player	Score	Bonus
1	USA	Johnson, Tish	190	
	USA	Romeo, Robin	206	20

1	 USA	Johnson, Tish	190	
	 USA	Romeo, Robin	206	20
2	 SWE	Olsson, Susanne	169	20
	 MEX	Ramos, Margarita	129	
3	 USA	Sandelin, Lucy	180	20
	 USA	Vidad, Paula	16	
4	 GER	Beckel, Martina	196	
	 SWE	Carlsson, Christel	202	20

Game 5

Match	Country	Player	Score	Bonus
1	 SWE	Carlsson, Christel	228	20
	 USA	Johnson, Tish	171	
2	 GER	Beckel, Martina	186	
	 USA	Romeo, Robin	194	20
3	 SWE	Olsson, Susanne	223	20
	 USA	Sandelin, Lucy	200	
4	 MEX	Ramos, Margarita	187	20
	 USA	Vidad, Paula	0	

Game 6

Match	Country	Player	Score	Bonus
1	 GER	Beckel, Martina	216	20
	 USA	Sandelin, Lucy	214	
2	 SWE	Carlsson, Christel	200	20
	 USA	Vidad, Paula	0	
3	 USA	Johnson, Tish	247	20
	 MEX	Ramos, Margarita	223	
4	 SWE	Olsson, Susanne	185	
	 USA	Romeo, Robin	235	20



Game 7

Match	Country	Player	Score	Bonus
1	 GER	Beckel, Martina	233	20
	 USA	Vidad, Paula	0	
2	 SWE	Carlsson, Christel	191	
	 USA	Sandelin, Lucy	193	20
3	 MEX	Ramos, Margarita	194	20
	 USA	Romeo, Robin	186	
4	 USA	Johnson, Tish	269	20
	 SWE	Olsson, Susanne	232	

2015 WSrC Masters - Women- Semi Final 1

Lane pattern category: Dual



Average score: 191.00 Average score per game: $\frac{\text{G1}}{191.00}$

Place	Player	Country	G1	Total	Avg	Diff	Next lane	Roll-off
1.	Sandelin, Lucy	 USA	192	192	192.00	0		
2.	Romeo, Robin	 USA	190	190	190.00	-2		

2015 WSrC Masters - Women - Semi Final 2

Lane pattern category: Dual



Average score: 201.50 Average score per game: $\frac{\text{G1}}{201.50}$


Place	Player	Country	G1	Total	Avg	Diff	Next lane	Roll- off
1.	Olsson, Susanne	 SWE	202	202	202.00	0		
2.	Johnson, Tish	 USA	201	201	201.00	-1		

2015 WSrC Masters - Women - Final

Lane pattern category: Dual

Average score: 203.00 Average score per game: $\frac{\text{G1}}{203.00}$

Place	Player	Country	G1	Total	Avg	Diff	Next lane	Roll- off
1.	Olsson, Susanne	 SWE	222	222	222.00	0		
2.	Sandelin, Lucy	 USA	184	184	184.00	-38		



World Senior Championships


Sam's Town, Las Vegas, Nevada, USA

August 23 – 30, 2014



Masters Step 1 - Men

Place	Player	Country	G1	G2	G3	G4	G5	G6	G1-G6	Prev	Total	Avg	Diff
1.	Boresch, Lennie	USA	206	234	212	205	259	220	1336	3904	5240	222.67	0
2.	Mohr, Ron	USA	242	208	230	203	258	225	1366	3872	5238	227.67	-2
3.	Garcia, Manuel	MEX	183	217	194	200	215	251	1260	3816	5076	210.00	-164
4.	Frawley, Andrew	AUS	193	258	207	208	163	180	1209	3852	5061	201.50	-179
5.	Cummings, Shaun	AUS	189	181	186	186	193	222	1157	3889	5046	192.83	-194
6.	Chapman, John	CAN	183	193	147	215	191	184	1113	3922	5035	185.50	-205
7.	Vervynck, Ray	CAN	199	189	205	255	234	199	1281	3746	5027	213.50	-213
8.	Sim, Todd	CAN	201	195	198	226	233	297	1350	3661	5011	225.00	-229
CUT FOR STEP 2													
9.	Nordberg, Jan	SWE	203	198	278	227	199	212	1317	3660	4977	219.50	-263
10.	Hernandez, Arturo	VEN	221	244	224	168	278	190	1325	3649	4974	220.83	-266
11.	Eriksson, Peter	SWE	236	186	246	235	177	160	1240	3732	4972	206.67	-268
12.	Humphries, Gordon	ENG	221	179	187	236	232	201	1256	3673	4929	209.33	-311
13.	Chen, Xiangyang	CHN	182	203	170	217	160	211	1143	3747	4890	190.50	-350
14.	Petersson, Christer	SWE	202	185	198	192	174	217	1168	3714	4882	194.67	-358
15.	Petraglia, Johnny	USA	237	173	183	213	208	155	1169	3712	4881	194.83	-359
16.	van den Bogaard, Ron	NED	142	222	192	236	259	204	1255	3605	4860	209.17	-380
17.	Keddie, Alan	SCO	212	191	198	205	194	227	1227	3619	4846	204.50	-394
18.	Stewart, Warren	AUS	193	192	177	219	190	140	1111	3693	4804	185.17	-436
19.	Ellis, Lol	ENG	214	191	168	200	192	182	1147	3605	4752	191.17	-488
20.	Ruiz, Edgardo	PUR	219	190	204	167	199	159	1138	3584	4722	189.67	-518
21.	Potorochin, Vladimir	RUS	180	176	204	200	159	202	1121	3600	4721	186.83	-519
22.	Mochon, Patrick	FRA	199	222	171	197	138	191	1118	3571	4689	186.33	-551
23.	Oksanen, Mika	FIN	179	189	148	193	196	166	1071	3617	4688	178.50	-552
24.	Gabrielsen, Ingar	NOR	161	147	221	170	193	189	1081	3590	4671	180.17	-569



World Senior Championships

Sam's Town, Las Vegas, Nevada, USA

August 23 – 30, 2014



Masters - Men - Step 2

Lane pattern category:

Dual

Average score: 214.93

Average score per game:

G1	G2	G3	G4	G5	G6	G7
212.25	207.12	218.00	224.75	204.00	219.75	218.62


Place	Country	Player	G1	G2	G3	G4	G5	G6	G7	G1-G7	Bonus	Prev	Total	Diff
1.	USA	Boesch, Lennie	242	214	238	279	202	242	265	1682	110	5240	7032	0
2.	USA	Mohr, Ron	245	223	189	211	217	207	208	1500	80	5238	6818	-214
3.	AUS	Frawley, Andrew	196	207	279	193	209	252	219	1555	60	5061	6676	-356
4.	CAN	Sim, Todd	185	198	228	258	256	197	200	1522	60	5011	6593	-439
5.	CAN	Vervynck, Ray	181	210	210	217	222	242	227	1509	50	5027	6586	-446
6.	AUS	Cumplings, Shaun	203	200	205	212	170	224	237	1451	80	5046	6577	-455
7.	MEX	Garcia, Manuel	211	221	213	212	189	196	170	1412	60	5076	6548	-484
8.	CAN	Chapman, John	235	184	182	216	167	198	223	1405	60	5035	6500	-532

Match	Country	Player	Score	Bonus
1	CAN	Chapman, John	235	20
	CAN	Vervynck, Ray	181	
2	MEX	Garcia, Manuel	211	20
	CAN	Sim, Todd	185	
3	USA	Boesch, Lennie	242	
	USA	Mohr, Ron	245	20
4	AUS	Cumplings, Shaun	203	20
	AUS	Frawley, Andrew	196	

Match	Country	Player	Score	Bonus
1	AUS	Cumplings, Shaun	200	
	USA	Mohr, Ron	223	20
2	USA	Boesch, Lennie	214	20
	AUS	Frawley, Andrew	207	
3	MEX	Garcia, Manuel	221	20
	CAN	Vervynck, Ray	210	
4	CAN	Chapman, John	184	
	CAN	Sim, Todd	198	20

Match	Country	Player	Score	Bonus
1	USA	Boesch, Lennie	238	20
	MEX	Garcia, Manuel	213	
2	CAN	Chapman, John	182	
	AUS	Cumplings, Shaun	205	20
3	AUS	Frawley, Andrew	279	20
	CAN	Sim, Todd	228	
4	USA	Mohr, Ron	189	
	CAN	Vervynck, Ray	210	20

Match	Country	Player	Score	Bonus
-------	---------	--------	-------	-------



World Senior Championships

Sam's Town, Las Vegas, Nevada, USA

August 23 – 30, 2014



1	CAN	Sim, Todd	258	20
	CAN	Vervynck, Ray	217	
2	USA	Boesch, Lennie	279	20
	AUS	Cummings, Shaun	212	
3	CAN	Chapman, John	216	20
	MEX	Garcia, Manuel	212	
4	AUS	Frawley, Andrew	193	
	USA	Mohr, Ron	211	20

Match	Country	Player	Score	Bonus
1	USA	Mohr, Ron	217	
	CAN	Sim, Todd	256	20
2	AUS	Frawley, Andrew	209	
	CAN	Vervynck, Ray	222	20
3	USA	Boesch, Lennie	202	20
	CAN	Chapman, John	167	
4	AUS	Cummings, Shaun	170	
	MEX	Garcia, Manuel	189	20

Match	Country	Player	Score	Bonus
1	CAN	Chapman, John	198	
	AUS	Frawley, Andrew	252	20
2	MEX	Garcia, Manuel	196	
	USA	Mohr, Ron	207	20
3	AUS	Cummings, Shaun	224	20
	CAN	Sim, Todd	197	
4	USA	Boesch, Lennie	242	10
	CAN	Vervynck, Ray	242	10

Match	Country	Player	Score	Bonus
1	AUS	Frawley, Andrew	219	20
	MEX	Garcia, Manuel	170	
2	CAN	Chapman, John	223	20
	USA	Mohr, Ron	208	
3	AUS	Cummings, Shaun	237	20
	CAN	Vervynck, Ray	227	
4	USA	Boesch, Lennie	265	20
	CAN	Sim, Todd	200	



World Senior Championships

Sam's Town, Las Vegas, Nevada, USA

August 23 – 30, 2014



Masters Men Final

Place	Player	Country	G1	Total	Avg	Diff
1.	Frawley, Andrew	AUS	269	269	269.00	0
2.	Boresch, Lennie	USA	222	222	222.00	-47

Masters Men Semi Final 1

Place	Player	Country	G1	Total	Avg	Diff
1.	Boresch, Lennie	USA	237	237	237.00	0
2.	Sim, Todd	CAN	174	174	174.00	-63

Masters Men Semi Final 2

Place	Player	Country	G1	Total	Avg	Diff
1.	Frawley, Andrew	AUS	215	215	215.00	0
2.	Mohr, Ron	USA	186	186	186.00	-29