





























































Results for Singles

Place	Player	Country	G1	G2	G3	G4	G5	G6	Total	Avg	Diff	Roll-off
1.	Torgersen, Tore	NOR	248	219	268	226	233	200	1394	232.33	0	
2.	Boresch, Lennie	USA	215	223	227	245	239	223	1372	228.67	-22	
3.	Spiteri, Mark	MLT	211	247	268	189	236	191	1342	223.67	-52	
4.	Snow, Michael	CAN	200	195	259	279	209	199	1341	223.50	-53	
5.	Thorpe, Andrew	AUS	203	238	228	223	258	189	1339	223.17	-55	
6.	Koivuniemi, Mika	FIN	205	195	187	258	232	259	1336	222.67	-58	
7.	Lehtonen, Kimmo	FIN	245	179	245	202	225	237	1333	222.17	-61	
8.	Bohn III, Parker	USA	181	235	235	244	236	189	1320	220.00	-74	
9.	Sebelen, Rolando Antonio	DOM	246	183	235	196	232	220	1312	218.67	-82	
10.	Rodriguez, Alfonso	MEX	191	192	238	266	184	231	1302	217.00	-92	
11.	Knopp, Peter	GER	216	241	222	219	195	205	1298	216.33	-96	
12.	Keddie, Alan	SCO	218	225	198	192	256	193	1282	213.67	-112	
13.	Johnsen, Jan Helge	NOR	215	258	211	194	159	233	1270	211.67	-124	
14.	Muir, Michael	AUS	227	238	179	188	220	213	1265	210.83	-129	
15.	Sanchez, Pierre-Luc	FRA	221	171	256	205	191	215	1259	209.83	-135	
16.	Ciach, Joe	CAN	202	237	203	173	233	207	1255	209.17	-139	
17.	Luoto, Mika	FIN	175	214	169	255	204	234	1251	208.50	-143	
18.	Ellis, Lol	ENG	195	226	182	197	237	214	1251	208.50	-143	
19.	Thanasang, Pollakit	THA	199	223	203	210	208	206	1249	208.17	-145	
20.	Celli, Maurizio	ITA	196	197	228	191	195	238	1245	207.50	-149	
21.	Jansson, Raymond	SWE	206	179	205	214	245	195	1244	207.33	-150	
22.	Moore, Peter	WAL	215	184	224	193	208	218	1242	207.00	-152	
23.	Reviglio, Marco	ITA	195	223	205	181	190	247	1241	206.83	-153	
24.	Quintero, Mario	MEX	164	197	191	246	201	237	1236	206.00	-158	
25.	Perez, Jose	DOM	158	243	235	221	176	202	1235	205.83	-159	
26.	Tani, Masaki	JPN	214	214	205	212	181	208	1234	205.67	-160	
27.	Ruiz, Edgardo	PUR	190	218	212	205	214	195	1234	205.67	-160	
28.	Tutinapanich, Pichit	THA	182	212	154	248	221	215	1232	205.33	-162	
29.	Nicolas, Greg	NZL	212	207	229	211	187	186	1232	205.33	-162	
30.	Leandersson, Tomas	SWE	237	236	215	191	166	183	1228	204.67	-166	
31.	Gillespie, Andy	SCO	236	218	194	180	185	213	1226	204.33	-168	
32.	Thorbjornsson, Thorarinn	ISL	222	234	177	195	160	236	1224	204.00	-170	
33.	Edelaar, Jack	NED	201	235	180	198	222	187	1223	203.83	-171	
34.	Mercieca, Dennis	MLT	246	192	194	198	205	187	1222	203.67	-172	
35.	Grabowski, Achim	GER	200	179	244	191	189	215	1218	203.00	-176	
36.	Petracca, Alberto	ITA	195	225	178	212	191	210	1211	201.83	-183	
37.	Fernandes, Alberto	VEN	174	203	185	211	201	236	1210	201.67	-184	
38.	Svensson, Par	SWE	202	204	214	194	188	206	1208	201.33	-186	
39.	Johnson, Kim	ENG	192	219	174	179	197	245	1206	201.00	-188	
40.	Augustin, Yvan	FRA	180	201	189	241	214	180	1205	200.83	-189	
41.	Casey, Conn	CAN	220	168	185	225	237	169	1204	200.67	-190	
42.	Roncolj, Eddie	PUR	223	174	223	198	203	178	1199	199.83	-195	
43.	Williams Jr, Walter Ray	USA	192	203	218	200	210	175	1198	199.67	-196	
44.	Santa, Antonio	PUR	180	222	187	181	190	237	1197	199.50	-197	
45.	Gomez, Fernando	ESP	210	206	170	187	202	222	1197	199.50	-197	

46.	Drabek, Ales	 CZE	172	200	199	225	188	213	1197	199.50	-197
47.	Jamal, Mohamed	 QAT	187	170	180	225	203	231	1196	199.33	-198
48.	Al Amadi, Khalid	 QAT	201	229	211	153	202	199	1195	199.17	-199
49.	Mohr, Ron	 USA	190	170	226	162	180	266	1194	199.00	-200
50.	Isoppo, Massimo	 ITA	170	189	211	254	159	210	1193	198.83	-201
51.	Sobolev, Pavel	 BLR	182	153	192	212	206	247	1192	198.67	-202
52.	Harimoto, Yusuke	 JPN	234	182	197	195	200	182	1190	198.33	-204
53.	Olry, Thierry	 FRA	185	165	231	178	234	194	1187	197.83	-207
54.	Alqahtani, Moued	 KSA	194	197	190	225	201	180	1187	197.83	-207
55.	Gabrielsen, Ingar	 NOR	222	189	193	200	189	193	1186	197.67	-208
56.	Krasavkin, Viktor	 RUS	200	183	222	138	185	254	1182	197.00	-212
57.	Amarelle, Claudio Eduardo	 ARG	183	201	177	194	206	221	1182	197.00	-212
58.	Stepuk, Dmitry	 BLR	183	165	193	234	193	212	1180	196.67	-214
59.	Romero, David	 COL	200	202	175	215	186	202	1180	196.67	-214
60.	Falconi, Daniel	 MEX	199	223	170	201	163	221	1177	196.17	-217
61.	Pozuelo, Felipe	 CRC	185	224	199	215	182	170	1175	195.83	-219
62.	Wang, Bin	 CHN	191	176	203	225	180	198	1173	195.50	-221
63.	Gandara, Alejandro Abelardo	 ARG	216	199	191	201	197	168	1172	195.33	-222
64.	Issa, Eduardo	 BRA	177	227	183	178	201	202	1168	194.67	-226
65.	Gonzalez, Fernando	 CRC	150	192	195	183	224	223	1167	194.50	-227
66.	Bruce, Robert	 WAL	185	195	189	204	166	226	1165	194.17	-229
67.	Maeda, Tomokazu	 JPN	213	153	186	204	237	172	1165	194.17	-229
68.	Richardson, Pete	 NZL	192	215	235	193	173	156	1164	194.00	-230
69.	Brathwaite, Kenrick	 BAH	199	177	195	199	157	232	1159	193.17	-235
70.	O'Malley, Nicholas	 IRL	182	166	157	175	264	211	1155	192.50	-239
71.	Dunne, Patrick	 IRL	136	199	171	200	200	246	1152	192.00	-242
72.	Grynyk, Iurii	 UKR	151	176	223	199	189	213	1151	191.83	-243
73.	Murakami, Etsuo	 JPN	192	225	174	189	184	187	1151	191.83	-243
74.	Petersen, Tommy	 SWE	160	237	198	158	212	180	1145	190.83	-249
75.	Almendro, Jaime	 PUR	187	168	192	156	242	199	1144	190.67	-250
76.	Vieira, Marcio	 BRA	190	182	202	184	213	173	1144	190.67	-250
77.	Soto, Julio	 COL	221	204	165	155	204	193	1142	190.33	-252
78.	Ho, Stanley	 RSA	200	192	180	143	225	201	1141	190.17	-253
79.	Arpa, Kenneth	 MLT	190	233	141	180	216	181	1141	190.17	-253
80.	Groen, Erwin	 NED	212	210	164	169	191	192	1138	189.67	-256
81.	Penney, Stephen	 NZL	190	213	192	180	182	180	1137	189.50	-257
82.	Abulreesh, Yasser	 KSA	233	217	205	147	174	160	1136	189.33	-258
83.	Vervynck, Ray	 CAN	199	183	153	210	174	214	1133	188.83	-261
84.	Talevski, Mick	 AUS	169	154	189	202	231	187	1132	188.67	-262
85.	Pashkovskij, Aleksandr	 RUS	185	176	228	189	164	189	1131	188.50	-263
86.	Sewchuran, Anil	 RSA	188	164	192	174	180	232	1130	188.33	-264
87.	Sigurdsson, Gudmundur	 ISL	179	173	181	232	160	202	1127	187.83	-267
88.	Virtanen, Kai	 FIN	213	223	188	182	135	186	1127	187.83	-267
89.	Cummings, Shaun	 AUS	168	202	169	226	213	149	1127	187.83	-267
90.	Daventry-Bull, Brian	 RSA	178	179	221	181	205	162	1126	187.67	-268
91.	Lauria, Gustavo	 ARG	214	173	160	227	161	190	1125	187.50	-269
92.	Sarra, Alberto	 CHI	220	149	234	150	190	182	1125	187.50	-269
93.	Martinez, Manuel	 ESP	152	194	225	166	215	173	1125	187.50	-269
94.	Pardo, Jorge Hector	 ARG	184	178	183	201	210	168	1124	187.33	-270
95.	Ruiz, Nicolas	 COL	163	201	237	169	171	179	1120	186.67	-274

96.	van den Oever, Peter		NED	194	185	205	206	169	160	1119	186.50	-275
97.	Cavieres, Jorge		CHI	168	183	148	255	203	160	1117	186.17	-277
98.	Vopicka, Karel		CZE	182	192	184	179	211	166	1114	185.67	-280
99.	Hindrak, Jiri		CZE	190	185	203	189	178	168	1113	185.50	-281
100.	Mitsyk, Fedir		UKR	169	199	205	185	158	196	1112	185.33	-282
101.	Bondar, Valeriy		UKR	172	160	209	214	200	157	1112	185.33	-282
102.	Gill, Billy		SCO	164	179	178	167	245	178	1111	185.17	-283
103.	Berganza, Guillermo		ESP	212	167	160	176	211	182	1108	184.67	-286
104.	Al Sahoti, Jamal		QAT	170	172	182	216	199	169	1108	184.67	-286
105.	van den Bogaard, Ron		NED	207	178	173	177	154	218	1107	184.50	-287
106.	Castelloes, Renato		BRA	189	205	169	196	181	167	1107	184.50	-287
107.	Ohlrogge, Holger		GER	234	172	154	180	178	187	1105	184.17	-289
108.	Valverde, Mario		CRC	201	173	166	133	204	223	1100	183.33	-294
109.	Farias, Mario		BRA	163	232	181	184	202	137	1099	183.17	-295
110.	Zhang, Ke		CHN	166	225	176	155	178	198	1098	183.00	-296
111.	Matthews, Bernie		SCO	186	174	191	191	196	160	1098	183.00	-296
112.	Levi, David		ISR	151	178	175	235	145	210	1094	182.33	-300
113.	Brown, Geoffrey		ENG	214	168	191	156	170	191	1090	181.67	-304
114.	Castillo, Raul		CHI	189	172	180	178	180	186	1085	180.83	-309
115.	Tscharke, Uwe		GER	234	173	149	188	152	185	1081	180.17	-313
116.	Alqahtani, Abdullah		KSA	184	164	223	161	185	163	1080	180.00	-314
117.	Catalan, Francisco		CHI	171	158	159	194	158	238	1078	179.67	-316
118.	Hrobar, Robert		AUT	171	171	195	199	148	194	1078	179.67	-316
119.	Balanay, Roger		NZL	170	171	190	170	195	182	1078	179.67	-316
120.	Sanchez, Alejandro		MEX	195	173	219	142	162	186	1077	179.50	-317
121.	Romskaug, Pal Sigurd		NOR	235	128	195	197	148	173	1076	179.33	-318
122.	Gabrielian, Alexander		AUT	156	156	173	178	195	217	1075	179.17	-319
123.	Al Hajri, Salem		QAT	237	184	145	177	179	152	1074	179.00	-320
124.	Kamfar, Waheeb		KSA	162	174	188	153	197	199	1073	178.83	-321
125.	Sandoval, Rafael		CRC	162	209	184	154	178	185	1072	178.67	-322
126.	Cassar, Steve		MLT	177	181	160	181	191	182	1072	178.67	-322
127.	Taylor, Gregory		BAH	225	168	153	220	158	146	1070	178.33	-324
128.	Williams, Kevin		BAH	171	162	199	177	180	176	1065	177.50	-329
129.	Cosgrove, Paul		ENG	145	198	168	198	210	145	1064	177.33	-330
130.	Gonzalo, Jose		ESP	156	156	199	184	180	187	1062	177.00	-332
131.	Morales, Fernando		COL	177	193	185	199	179	123	1056	176.00	-338
132.	Cegarra, Jorge		VEN	182	185	200	172	155	161	1055	175.83	-339
133.	Tsermaa, Batbayar		MGL	151	168	193	228	180	135	1055	175.83	-339
134.	Hoyte, Yule		BAH	141	206	166	175	204	161	1053	175.50	-341
135.	Stoltz, Gerhard		RSA	169	198	188	201	142	155	1053	175.50	-341
136.	Banzai, Tumurbaatar		MGL	220	166	126	192	172	172	1048	174.67	-346
137.	Tazin, Siarhei		BLR	180	191	156	175	163	182	1047	174.50	-347
138.	Tan, Runtao		CHN	201	156	156	184	157	187	1041	173.50	-353
139.	Williams, Steve		WAL	195	191	182	168	161	144	1041	173.50	-353
140.	Ovadia, Reuven		ISR	174	169	151	181	144	211	1030	171.67	-364
141.	Paliak, Aliaksandr		BLR	174	184	192	168	156	156	1030	171.67	-364
142.	Watts, Philip		IRL	177	190	145	160	154	202	1028	171.33	-366
143.	Storan, Michael		IRL	171	181	194	165	155	161	1027	171.17	-367
144.	Rolland, Patrick		FRA	199	161	174	168	160	163	1025	170.83	-369



145.	Pagmadulam, Shijir	 MGL	147	138	198	189	160	190	1022	170.33	-372
146.	Nim-Anussornkul, Witsanu	 THA	161	159	176	175	174	174	1019	169.83	-375
147.	Maybrey, Martin	 WAL	139	173	167	158	167	210	1014	169.00	-380
148.	Sebelen, Rolly	 DOM	180	188	176	130	133	198	1005	167.50	-389
149.	Lymar, Sergii	 UKR	165	172	188	139	179	161	1004	167.33	-390
150.	Eungratanakorn, Keat	 THA	178	152	198	132	159	183	1002	167.00	-392
151.	Sebelen, Rolando	 DOM	174	193	142	173	159	149	990	165.00	-404
152.	Paz, Itamar	 ISR	177	160	163	184	156	149	989	164.83	-405
153.	Synek, Ales	 CZE	199	184	129	120	164	189	985	164.17	-409
154.	Ding, Xiangdong	 CHN	147	119	163	194	177	180	980	163.33	-414
155.	Ruiz, Ildemaro	 VEN	145	158	168	174	171	163	979	163.17	-415
156.	Pittesser, Georg	 AUT	179	178	159	163	157	134	970	161.67	-424
157.	Heyer, Wolfgang	 AUT	146	131	160	202	134	190	963	160.50	-431
158.	Bavuu, Bayarsaihan	 MGL	177	159	148	165	136	153	938	156.33	-456
159.	Silva, Juan Pablo	 VEN	154	140	181	172	155	128	930	155.00	-464

2019 WSrc Championships - Singles - Semi Final 1 - Men

Lane pattern category: Undefined

Lane pattern: Tokyo

Average score: 234.50 Average score per game: $\frac{\mathbf{G1}}{234.50}$



Place	Player	Country	G1	Total	Avg	Diff	Next lane	Roll-off
1.	Boresch, Lennie	 USA	246	246	246.00	0		
2.	Spiteri, Mark	 MLT	223	223	223.00	-23		

2019 WSrc Championships - Singles - Semi Final 2 - Men

Lane pattern category: Undefined

Lane pattern: Tokyo

Average score: 231.00 Average score per game: $\frac{\text{G1}}{231.00}$



Place	Player	Country	G1	Total	Avg	Diff	Next lane	Roll-off
1.	Snow, Michael	 CAN	248	248	248.00	0		
2.	Torgersen, Tore	 NOR	214	214	214.00	-34		

2019 WSrc Championships - Singles - Final - Men















Lane pattern category: Undefined


















Lane pattern: Tokyo


















Average score: 182.50 Average score per game: $\frac{\text{G1}}{182.50}$


















Place	Player	Country	G1	Total	Avg	Diff	Next lane	Roll-off
1.	Boresch, Lennie	 USA	188	188	188.00	0		
2.	Snow, Michael	 CAN	177	177	177.00	-11		











Results for Doubles

Place	Country	Team	G1	G2	G3	G4	G5	G6	Total	Avg	Diff	Roll-off
1.	 USA	U.S.A. 2 Boresch, Lennie Mohr, Ron	372	467	460	409	454	467	2629	219.08	0	
			193	231	257	187	175	189	1232	205.33		
			179	236	203	222	279	278	1397	232.83		
2.	 NOR	Norway 2 Gabrielsen, Ingar Torgersen, Tore	426	496	352	420	439	462	2595	216.25	-34	
			235	245	169	187	186	245	1267	211.17		
			191	251	183	233	253	217	1328	221.33		
3.	 SWE	Sweden 2 Leandersson, Tomas Jansson, Raymond	417	422	479	393	428	432	2571	214.25	-58	
			214	235	254	186	222	236	1347	224.50		
			203	187	225	207	206	196	1224	204.00		
4.	 SWE	Sweden 1 Svensson, Par Petersen, Tommy	421	410	391	446	461	430	2559	213.25	-70	
			244	195	224	225	214	182	1284	214.00		
			177	215	167	221	247	248	1275	212.50		
5.	 DOM	Dominican Republic 1 Perez, Jose Sebelen, Rolando Antonio	436	462	462	407	403	379	2549	212.42	-80	
			212	226	240	237	189	164	1268	211.33		
			224	236	222	170	214	215	1281	213.50		
6.	 FIN	Finland 2 Luoto, Mika Virtanen, Kai	405	383	428	471	425	431	2543	211.92	-86	
			198	202	245	246	236	233	1360	226.67		
			207	181	183	225	189	198	1183	197.17		
7.	 AUS	Australia 2 Muir, Michael Thorpe, Andrew	390	451	407	428	394	460	2530	210.83	-99	
			199	193	184	185	203	194	1158	193.00		
			191	258	223	243	191	266	1372	228.67		
8.	 USA	U.S.A. 1 Bohn III, Parker Williams Jr, Walter Ray	385	395	395	459	447	431	2512	209.33	-117	
			193	192	205	211	210	223	1234	205.67		
			192	203	190	248	237	208	1278	213.00		
9.	 FIN	Finland 1 Lehtonen, Kimmo Koivuniemi, Mika	391	363	373	366	520	494	2507	208.92	-122	
			169	187	164	188	220	267	1195	199.17		
			222	176	209	178	300	227	1312	218.67		
10.	 GER	Germany 1 Grabowski, Achim Knopp, Peter	378	406	428	418	402	461	2493	207.75	-136	
			178	204	236	222	200	215	1255	209.17		
			200	202	192	196	202	246	1238	206.33		
11.	 MEX	Mexico 2 Falconi, Daniel Quintero, Mario	436	367	400	416	451	416	2486	207.17	-143	
			216	199	207	216	215	182	1235	205.83		
			220	168	193	200	236	234	1251	208.50		
12.	 ENG	England 2 Cosgrove, Paul Brown, Geoffrey	407	452	393	363	440	419	2474	206.17	-155	
			229	204	223	179	233	215	1283	213.83		
			178	248	170	184	207	204	1191	198.50		
13.	 MLT	Malta 2 Mercieca, Dennis Spiteri, Mark	402	408	484	429	335	401	2459	204.92	-170	
			178	195	242	243	144	189	1191	198.50		
			224	213	242	186	191	212	1268	211.33		
14.	 JPN	Japan 1 Tani, Masaki Murakami, Etsuo	435	438	340	449	435	356	2453	204.42	-176	
			203	223	202	209	212	178	1227	204.50		
			232	215	138	240	223	178	1226	204.33		
15.	 ITA	Italy 2 Reviglio, Marco Celli, Maurizio	373	445	371	425	396	420	2430	202.50	-199	
			198	234	214	246	171	215	1278	213.00		
			175	211	157	179	225	205	1152	192.00		
16.	 BRA	Brazil 2 Castelloes, Renato	483	392	407	362	371	406	2421	201.75	-208	
			205	186	202	200	180	233	1206	201.00		


		Vieira, Marcio	278	206	205	162	191	173	1215	202.50	
17.	 BRA	Brazil 1	435	373	399	394	409	407	2417	201.42	-212
		Issa, Eduardo	223	204	206	225	173	196	1227	204.50	
		Farias, Mario	212	169	193	169	236	211	1190	198.33	
18.	 CAN	Canada 1	426	453	342	441	335	414	2411	200.92	-218
		Casey, Conn	227	234	189	194	185	207	1236	206.00	
		Snow, Michael	199	219	153	247	150	207	1175	195.83	
19.	 ITA	Italy 1	407	414	376	391	408	406	2402	200.17	-227
		Isoppo, Massimo	255	182	183	154	208	181	1163	193.83	
		Petracca, Alberto	152	232	193	237	200	225	1239	206.50	
20.	 QAT	Qatar 2	389	442	421	386	384	373	2395	199.58	-234
		Jamal, Mohamed	159	237	201	192	190	210	1189	198.17	
		Al Amadi, Khalid	230	205	220	194	194	163	1206	201.00	
21.	 JPN	Japan 2	429	368	429	373	399	396	2394	199.50	-235
		Maeda, Tomokazu	196	190	226	193	194	243	1242	207.00	
		Harimoto, Yusuke	233	178	203	180	205	153	1152	192.00	
22.	 THA	Thailand 1	449	418	360	391	370	399	2387	198.92	-242
		Tutinapanich, Pichit	226	183	180	214	182	213	1198	199.67	
		Thanasang, Pollakit	223	235	180	177	188	186	1189	198.17	
23.	 MEX	Mexico 1	437	436	347	352	368	446	2386	198.83	-243
		Rodriguez, Alfonso	236	248	202	175	219	255	1335	222.50	
		Sanchez, Alejandro	201	188	145	177	149	191	1051	175.17	
24.	 ENG	England 1	348	416	366	414	447	395	2386	198.83	-243
		Ellis, Lol	161	226	185	210	170	219	1171	195.17	
		Johnson, Kim	187	190	181	204	277	176	1215	202.50	
25.	 KSA	Saudi Arabia 1	409	401	428	357	385	399	2379	198.25	-250
		Abulreesh, Yasser	228	204	205	204	204	216	1261	210.17	
		Alqahtani, Moued	181	197	223	153	181	183	1118	186.33	
26.	 BAH	Bahamas 2	303	466	415	417	390	382	2373	197.75	-256
		Williams, Kevin	128	241	235	222	207	205	1238	206.33	
		Hoyte, Yule	175	225	180	195	183	177	1135	189.17	
27.	 GER	Germany 2	387	420	388	375	407	393	2370	197.50	-259
		Ohlrogge, Holger	184	212	183	172	188	166	1105	184.17	
		Tscharke, Uwe	203	208	205	203	219	227	1265	210.83	
28.	 UKR	Ukraine 2	368	359	429	375	384	453	2368	197.33	-261
		Grynyk, Iurii	188	207	249	194	209	258	1305	217.50	
		Bondar, Valeriy	180	152	180	181	175	195	1063	177.17	
29.	 WAL	Wales 1	399	429	368	379	402	383	2360	196.67	-269
		Moore, Peter	178	224	156	191	181	197	1127	187.83	
		Bruce, Robert	221	205	212	188	221	186	1233	205.50	
30.	 CAN	Canada 2	374	400	452	375	352	404	2357	196.42	-272
		Vervynck, Ray	171	187	224	192	197	214	1185	197.50	
		Ciach, Joe	203	213	228	183	155	190	1172	195.33	
31.	 FRA	France 2	349	406	413	400	386	402	2356	196.33	-273
		Rolland, Patrick	192	184	231	178	162	222	1169	194.83	
		Sanchez, Pierre-Luc	157	222	182	222	224	180	1187	197.83	
32.	 SCO	Scotland 2	464	356	409	399	353	375	2356	196.33	-273
		Gillespie, Andy	235	153	213	245	137	201	1184	197.33	
		Keddie, Alan	229	203	196	154	216	174	1172	195.33	
33.	 NOR	Norway 1	364	410	467	403	331	380	2355	196.25	-274
		Romskaug, Pal Sigurd	117	205	227	209	150	185	1093	182.17	

		Johnsen, Jan Helge	247	205	240	194	181	195	1262	210.33	
34.	 RSA	South Africa 1	433	348	383	358	439	392	2353	196.08	-276
		Stoltz, Gerhard	266	190	215	178	236	181	1266	211.00	
		Daventry-Bull, Brian	167	158	168	180	203	211	1087	181.17	
35.	 ESP	Spain 2	350	455	394	391	367	393	2350	195.83	-279
		Gomez, Fernando	165	256	179	215	154	204	1173	195.50	
		Martinez, Manuel	185	199	215	176	213	189	1177	196.17	
36.	 CRC	Costa Rica 1	335	364	401	372	418	454	2344	195.33	-285
		Pozuelo, Felipe	156	170	191	160	223	210	1110	185.00	
		Gonzalez, Fernando	179	194	210	212	195	244	1234	205.67	
37.	 ARG	Argentina 1	356	361	401	432	383	400	2333	194.42	-296
		Amarelle, Claudio Eduardo	199	163	201	219	201	201	1184	197.33	
		Gandara, Alejandro Abelardo	157	198	200	213	182	199	1149	191.50	
38.	 NZL	New Zealand 2	359	357	407	421	390	394	2328	194.00	-301
		Richardson, Pete	198	195	226	226	200	202	1247	207.83	
		Penney, Stephen	161	162	181	195	190	192	1081	180.17	
39.	 CRC	Costa Rica 2	351	388	410	429	336	403	2317	193.08	-312
		Sandoval, Rafael	171	233	210	177	179	216	1186	197.67	
		Valverde, Mario	180	155	200	252	157	187	1131	188.50	
40.	 WAL	Wales 2	414	402	392	383	352	373	2316	193.00	-313
		Maybrey, Martin	225	203	160	158	167	168	1081	180.17	
		Williams, Steve	189	199	232	225	185	205	1235	205.83	
41.	 BLR	Belarus 1	432	417	361	388	348	369	2315	192.92	-314
		Tazin, Siarhei	220	184	181	185	191	167	1128	188.00	
		Sobolev, Pavel	212	233	180	203	157	202	1187	197.83	
42.	 QAT	Qatar 1	378	362	417	467	358	332	2314	192.83	-315
		Al Hajri, Salem	189	175	210	213	154	153	1094	182.33	
		Al Sahoti, Jamal	189	187	207	254	204	179	1220	203.33	
43.	 COL	Colombia 2	395	380	364	416	454	303	2312	192.67	-317
		Romero, David	188	192	193	198	186	145	1102	183.67	
		Soto, Julio	207	188	171	218	268	158	1210	201.67	
44.	 AUS	Australia 1	421	413	342	360	391	384	2311	192.58	-318
		Cummings, Shaun	242	187	163	212	177	180	1161	193.50	
		Talevski, Mick	179	226	179	148	214	204	1150	191.67	
45.	 ISL	Iceland 1	423	336	402	347	334	458	2300	191.67	-329
		Thorbjornsson, Thorarinn	213	177	190	173	168	203	1124	187.33	
		Sigurdsson, Gudmundur	210	159	212	174	166	255	1176	196.00	
46.	 COL	Colombia 1	381	360	335	384	382	445	2287	190.58	-342
		Ruiz, Nicolas	192	182	168	191	161	244	1138	189.67	
		Morales, Fernando	189	178	167	193	221	201	1149	191.50	
47.	 KSA	Saudi Arabia 2	401	339	374	376	375	422	2287	190.58	-342
		Kamfar, Waheeb	199	194	138	167	203	192	1093	182.17	
		Alqahtani, Abdullah	202	145	236	209	172	230	1194	199.00	
48.	 ARG	Argentina 2	336	328	370	399	418	434	2285	190.42	-344
		Lauria, Gustavo	197	172	192	176	216	226	1179	196.50	
		Pardo, Jorge Hector	139	156	178	223	202	208	1106	184.33	
49.	 FRA	France 1	369	341	357	384	406	427	2284	190.33	-345
		Olry, Thierry	199	173	150	149	203	202	1076	179.33	
		Augustin, Yvan	170	168	207	235	203	225	1208	201.33	
50.	 IRL	Ireland 2	421	397	357	366	358	372	2271	189.25	-358
		Storan, Michael	204	185	176	204	177	194	1140	190.00	

		Watts, Philip	217	212	181	162	181	178	1131	188.50	
51.	 NZL	New Zealand 1	379	361	386	404	366	370	2266	188.83	-363
		Balanay, Roger	167	183	195	227	179	201	1152	192.00	
		Nicolas, Greg	212	178	191	177	187	169	1114	185.67	
52.	 CZE	Czech Republic 1	391	350	437	346	354	387	2265	188.75	-364
		Vopicka, Karel	195	215	223	181	150	187	1151	191.83	
		Hindrak, Jiri	196	135	214	165	204	200	1114	185.67	
53.	 CHN	China 1	369	355	354	389	395	395	2257	188.08	-372
		Zhang, Ke	173	182	145	199	164	193	1056	176.00	
		Wang, Bin	196	173	209	190	231	202	1201	200.17	
54.	 RUS	Russia 1	381	402	383	401	344	345	2256	188.00	-373
		Krasavkin, Viktor	181	190	181	212	165	201	1130	188.33	
		Pashkovskii, Aleksandr	200	212	202	189	179	144	1126	187.67	
55.	 NED	Netherlands 2	467	377	341	354	341	371	2251	187.58	-378
		Edelaar, Jack	230	190	172	203	180	185	1160	193.33	
		van den Oever, Peter	237	187	169	151	161	186	1091	181.83	
56.	 PUR	Puerto Rico 2	377	377	434	330	336	390	2244	187.00	-385
		Roncoli, Eddie	191	175	200	190	141	189	1086	181.00	
		Almendro, Jaime	186	202	234	140	195	201	1158	193.00	
57.	 VEN	Venezuela 1	416	349	348	390	352	372	2227	185.58	-402
		Cegarra, Jorge	219	188	184	192	185	159	1127	187.83	
		Fernandes, Alberto	197	161	164	198	167	213	1100	183.33	
58.	 SCO	Scotland 1	361	371	376	340	340	432	2220	185.00	-409
		Gill, Billy	181	159	194	161	170	230	1095	182.50	
		Matthews, Bernie	180	212	182	179	170	202	1125	187.50	
59.	 NED	Netherlands 1	338	371	377	368	371	350	2175	181.25	-454
		van den Bogaard, Ron	180	186	204	141	212	161	1084	180.67	
		Groen, Erwin	158	185	173	227	159	189	1091	181.83	
60.	 MLT	Malta 1	374	346	363	373	356	348	2160	180.00	-469
		Cassar, Steve	195	188	177	199	163	156	1078	179.67	
		Arpa, Kenneth	179	158	186	174	193	192	1082	180.33	
61.	 UKR	Ukraine 1	315	323	403	362	409	346	2158	179.83	-471
		Lymar, Sergij	165	149	166	190	212	189	1071	178.50	
		Mitsyk, Fedir	150	174	237	172	197	157	1087	181.17	
62.	 IRL	Ireland 1	311	383	365	389	345	361	2154	179.50	-475
		Dunne, Patrick	142	183	198	193	148	180	1044	174.00	
		O'Malley, Nicholas	169	200	167	196	197	181	1110	185.00	
63.	 CHI	Chile 2	313	372	388	343	333	390	2139	178.25	-490
		Castillo, Raul	147	180	198	163	179	194	1061	176.83	
		Catalan, Francisco	166	192	190	180	154	196	1078	179.67	
64.	 ESP	Spain 1	315	370	339	411	371	332	2138	178.17	-491
		Berganza, Guillermo	147	212	156	197	172	148	1032	172.00	
		Gonzalo, Jose	168	158	183	214	199	184	1106	184.33	
65.	 RSA	South Africa 2	295	417	336	341	418	319	2126	177.17	-503
		Sewchuran, Anil	146	246	162	148	224	157	1083	180.50	
		Ho, Stanley	149	171	174	193	194	162	1043	173.83	
66.	 CHN	China 2	327	357	344	353	390	351	2122	176.83	-507
		Tan, Runtao	189	177	162	153	221	181	1083	180.50	
		Ding, Xiangdong	138	180	182	200	169	170	1039	173.17	
67.	 THA	Thailand 2	274	285	386	403	420	345	2113	176.08	-516
		Nim-Anussornkul, Witsanu	152	131	180	204	227	183	1077	179.50	

		Eungratanakorn, Keat	122	154	206	199	193	162	1036	172.67	
68.	 MGL	Mongolia 1	363	391	341	354	322	342	2113	176.08	-516
		Banzai, Tumurbaatar	187	222	186	182	167	156	1100	183.33	
		Tsermaa, Batbayar	176	169	155	172	155	186	1013	168.83	
69.	 CZE	Czech Republic 2	278	381	364	332	358	383	2096	174.67	-533
		Synek, Ales	137	168	137	157	192	168	959	159.83	
		Drabek, Ales	141	213	227	175	166	215	1137	189.50	
70.	 DOM	Dominican Republic 2	351	356	318	360	354	354	2093	174.42	-536
		Sebelen, Rolando	149	168	169	182	158	143	969	161.50	
		Sebelen, Rolly	202	188	149	178	196	211	1124	187.33	
71.	 PUR	Puerto Rico 1	434	342	361	304	302	345	2088	174.00	-541
		Santa, Antonio	257	188	179	157	144	194	1119	186.50	
		Ruiz, Edgardo	177	154	182	147	158	151	969	161.50	
72.	 CHI	Chile 1	306	363	354	319	384	357	2083	173.58	-546
		Cavieres, Jorge	153	197	199	171	207	163	1090	181.67	
		Sarra, Alberto	153	166	155	148	177	194	993	165.50	
73.	 AUT	Austria 1	333	293	293	344	380	429	2072	172.67	-557
		Gabrielian, Alexander	178	144	155	198	214	193	1082	180.33	
		Pittesser, Georg	155	149	138	146	166	236	990	165.00	
74.	 BLR	Belarus 2	343	361	316	399	322	331	2072	172.67	-557
		Paliak, Aliaksandr	149	157	155	186	155	181	983	163.83	
		Stepuk, Dmitry	194	204	161	213	167	150	1089	181.50	
75.	 BAH	Bahamas 1	355	298	336	367	363	340	2059	171.58	-570
		Taylor, Gregory	225	151	116	154	174	165	985	164.17	
		Brathwaite, Kenrick	130	147	220	213	189	175	1074	179.00	
76.	 ISR	Israel 1	373	375	318	352	284	350	2052	171.00	-577
		Ovadia, Reuven	129	196	148	190	135	159	957	159.50	
		Levi, David	244	179	170	162	149	191	1095	182.50	
77.	 AUT	Austria 2	325	314	393	356	351	292	2031	169.25	-598
		Hrobar, Robert	171	173	204	175	168	152	1043	173.83	
		Heyer, Wolfgang	154	141	189	181	183	140	988	164.67	
78.	 VEN	Venezuela 2	330	363	324	296	344	321	1978	164.83	-651
		Silva, Juan Pablo	168	140	157	170	151	152	938	156.33	
		Ruiz, Ildemaro	162	223	167	126	193	169	1040	173.33	
79.	 MGL	Mongolia 2	309	351	352	313	292	355	1972	164.33	-657
		Bavuu, Bayarsaihan	151	177	153	127	157	170	935	155.83	
		Pagmadulam, Shijir	158	174	199	186	135	185	1037	172.83	

Players from make up teams

Country	Player	G1	G2	G3	G4	G5	G6	Total	Avg
 ISR	Paz, Itamar	161	184	137	193	178	156	1009	168.17

2019 WSrc Championships - Doubles- Semi Final 1 - Men

Lane pattern category: Undefined

Lane pattern: Tokyo

Average score: 221.50 Average score per game: $\frac{\text{G1}}{221.50}$



Place	Country	Team	Player	G1	Total	Avg	Diff	Next lane	Roll-off
1.		SWE Sweden 2	Leandersson, Tomas	243	243	243.00			
			Jansson, Raymond	246	246	246.00			
				489	489	244.50	0		
2.		NOR Norway 2	Gabrielsen, Ingar	221	221	221.00			
			Torgersen, Tore	176	176	176.00			
				397	397	198.50	-92		

2019 WSrc Championships - Doubles- Semi Final 2 - Men

Lane pattern category: Undefined

Lane pattern: Tokyo

Average score: 195.50 Average score per game: $\frac{\text{G1}}{195.50}$

Place	Country	Team	Player	G1	Total	Avg	Diff	Next lane	Roll-off
1.		USA U.S.A. 2	Boresch, Lennie	207	207	207.00			
			Mohr, Ron	230	230	230.00			
				437	437	218.50	0		
2.		SWE Sweden 1	Svensson, Par	177	177	177.00			
			Petersen, Tommy	168	168	168.00			
				345	345	172.50	-92		

2019 WSrc Championships - Doubles- Final - Men

Lane pattern category: Undefined




Lane pattern: Tokyo











Average score: 214.00 Average score per game: $\frac{\mathbf{G1}}{214.00}$



Place	Country	Team	Player	G1	Total	Avg	Diff	Next lane	Roll-off
1.		USA U.S.A. 2	Boresch, Lennie	220	220	220.00			
			Mohr, Ron	237	237	237.00			
				457	457	228.50	0		
2.		SWE Sweden 2	Leandersson, Tomas	226	226	226.00			
			Jansson, Raymond	173	173	173.00			
				399	399	199.50	-58		

Results for Team of Four

Place	Country	Team	G1	G2	G3	G4	G5	G6	Total	Avg	Diff	Roll-off
1.		USA U.S.A. 1	858	857	893	947	869	883	5307	221.12	0	
		Boesch, Lennie	232	226	203	266	208	208	1343	223.83		
		Mohr, Ron	214	233	239	227	196	238	1347	224.50		
		Williams Jr, Walter Ray	193	176	237	217	253	220	1296	216.00		
		Bohn III, Parker	219	222	214	237	212	217	1321	220.17		
2.		Sweden 1	860	854	889	829	798	838	5068	211.17	-239	
		Leandersson, Tomas	243	200	278	204	185	259	1369	228.17		
		Svensson, Par	235	208	186	210	197	179	1215	202.50		
		Petersen, Tommy	172	230	201	222	179	175	1179	196.50		
		Jansson, Raymond	210	216	224	193	237	225	1305	217.50		
3.		Finland 1	887	903	831	814	780	841	5056	210.67	-251	
		Lehtonen, Kimmo	258	268	191	224	203	216	1360	226.67		
		Virtanen, Kai	166	201	176	198	187	179	1107	184.50		
		Luoto, Mika	226	188	207	168	192	211	1192	198.67		
		Koivuniemi, Mika	237	246	257	224	198	235	1397	232.83		
4.		Germany 1	737	853	841	844	854	834	4963	206.79	-344	
		Grabowski, Achim	204	233	203	225	224	215	1304	217.33		
		Ohlrogge, Holger	160	212	247	215	236	208	1278	213.00		
		Tscharke, Uwe	158	199	188	206	193	218	1162	193.67		
		Knopp, Peter	215	209	203	198	201	193	1219	203.17		
5.		Japan 1	771	885	779	798	837	860	4930	205.42	-377	
		Murakami, Etsuo	197	204	183	181	255	255	1275	212.50		
		Tani, Masaki	182	256	235	209	212	202	1296	216.00		
		Maeda, Tomokazu	214	202	179	225	176	186	1182	197.00		
		Harimoto, Yusuke	178	223	182	183	194	217	1177	196.17		
6.		Italy 1	725	791	740	817	923	910	4906	204.42	-401	
		Isoppo, Massimo	161	181	170	210	208	189	1119	186.50		
		Petracca, Alberto	216	185	167	211	207	229	1215	202.50		
		Celli, Maurizio	161	244	207	182	233	224	1251	208.50		
		Reviglio, Marco	187	181	196	214	275	268	1321	220.17		
7.		Norway 1	809	826	695	808	843	879	4860	202.50	-447	
		Gabrielsen, Ingar	236	213	206	201	172	234	1262	210.33		
		Romskaug, Pal Sigurd	183	172	153	195	175	204	1082	180.33		
		Johnsen, Jan Helge	194	205	170	188	222	194	1173	195.50		
		Torgersen, Tore	196	236	166	224	274	247	1343	223.83		
8.		Canada 1	752	810	838	748	909	784	4841	201.71	-466	
		Casey, Conn	170	176	232	203	202	188	1171	195.17		
		Vervynck, Ray	196	279	184	188	217	183	1247	207.83		
		Ciach, Joe	162	172	201	215	191	234	1175	195.83		
		Snow, Michael	224	183	221	142	299	179	1248	208.00		
9.		Australia 1	833	862	727	814	820	754	4810	200.42	-497	
		Talevski, Mick	179	198	197	205	181	165	1125	187.50		
		Cummins, Shaun	181	199	141	245	224	211	1201	200.17		
		Muir, Michael	236	268	177	215	226	196	1318	219.67		
		Thorpe, Andrew	237	197	212	149	189	182	1166	194.33		
10.		Puerto Rico 1	738	791	798	822	846	807	4802	200.08	-505	
		Santa, Antonio	179	204	182	202	184	214	1165	194.17		


			Roncoli, Eddie	203	239	231	168	195	187	1223	203.83		
			Almendro, Jaime	222	157	207	196	237	197	1216	202.67		
			Ruiz, Edgardo	134	191	178	256	230	209	1198	199.67		
11.	 MEX	Mexico 1		820	869	789	849	686	772	4785	199.38	-522	1
			Rodriguez, Alfonso	269	226	203	211	133	210	1252	208.67		
			Falconi, Daniel	189	194	223	215	159	169	1149	191.50		
			Sanchez, Alejandro	182	171	164	255	194	199	1165	194.17		
			Quintero, Mario	180	278	199	168	200	194	1219	203.17		
12.	 ENG	England 1		786	790	841	746	784	817	4764	198.50	-543	
			Ellis, Lol	193	192	213	192	191	245	1226	204.33		
			Brown, Geoffrey	178	215	196	195	169	213	1166	194.33		
			Johnson, Kim	226	180	211	192	237	155	1201	200.17		
			Cosgrove, Paul	189	203	221	167	187	204	1171	195.17		
13.	 FRA	France 1		848	840	701	750	813	803	4755	198.12	-552	
			Augustin, Yvan	223	190	186	181	215	191	1186	197.67		
			Olry, Thierry	196	223	153	165	199	209	1145	190.83		
			Rolland, Patrick	236	208	176	181	162	201	1164	194.00		
			Sanchez, Pierre-Luc	193	219	186	223	237	202	1260	210.00		
14.	 MLT	Malta 1		761	923	720	873	709	762	4748	197.83	-559	
			Mercieca, Dennis	171	236	202	198	179	220	1206	201.00		
			Cassar, Steve	169	186	172	240	179	158	1104	184.00		
			Arpa, Kenneth	208	258	157	241	182	192	1238	206.33		
			Spiteri, Mark	213	243	189	194	169	192	1200	200.00		
15.	 COL	Colombia 1		678	828	784	772	839	752	4653	193.88	-654	
			Soto, Julio	191	158	203	209	177	180	1118	186.33		
			Morales, Fernando	138	235	212	179	215	208	1187	197.83		
			Ruiz, Nicolas	183	264	190	213	247	190	1287	214.50		
			Romero, David	166	171	179	171	200	174	1061	176.83		
16.	 BRA	Brazil 1		800	798	722	788	785	758	4651	193.79	-656	
			Issa, Eduardo	213	184	175	243	202	200	1217	202.83		
			Castelloes, Renato	201	220	142	207	202	161	1133	188.83		
			Farias, Mario	202	215	200	171	157	179	1124	187.33		
			Vieira, Marcio	184	179	205	167	224	218	1177	196.17		
17.	 CRC	Costa Rica 1		774	765	850	733	716	780	4618	192.42	-689	
			Sandoval, Rafael	141	201	231	183	166	164	1086	181.00		
			Pozuelo, Felipe	186	178	214	194	231	210	1213	202.17		
			Valverde, Mario	182	203	211	175	141	180	1092	182.00		
			Gonzalez, Fernando	265	183	194	181	178	226	1227	204.50		
18.	 SCO	Scotland 1		840	778	766	779	743	680	4586	191.08	-721	
			Matthews, Bernie	174	212	203	215	216	156	1176	196.00		
			Gill, Billy	258	170	183	169	183	153	1116	186.00		
			Gillespie, Andy	233	223	188	194	163	188	1189	198.17		
			Keddie, Alan	175	173	192	201	181	183	1105	184.17		
19.	 NED	Netherlands 1		786	771	728	711	771	801	4568	190.33	-739	
			Edelaar, Jack	234	211	181	191	233	268	1318	219.67		
			van den Oever, Peter	189	201	189	141	171	140	1031	171.83		
			van den Bogaard, Ron	200	178	198	209	181	247	1213	202.17		
			Groen, Erwin	163	181	160	170	186	146	1006	167.67		
20.	 ARG	Argentina 1		698	731	820	782	762	733	4526	188.58	-781	
			Lauria, Gustavo	150	166	236	204	190	182	1128	188.00		
			Pardo, Jorge Hector	175	183	191	180	196	177	1102	183.67		

		Gandara, Alejandro Abelardo	202	213	183	203	189	167	1157	192.83	
		Amarelle, Claudio Eduardo	171	169	210	195	187	207	1139	189.83	
21.	 VEN	Venezuela 1	798	741	694	757	749	776	4515	188.12	-792
		Fernandes, Alberto	191	176	181	179	214	191	1132	188.67	
		Silva, Juan Pablo	234	173	199	162	170	186	1124	187.33	
		Cegarra, Jorge	214	213	171	258	212	234	1302	217.00	
		Ruiz, Ildemaro	159	179	143	158	153	165	957	159.50	
22.	 DOM	Dominican Republic 1	790	715	766	704	688	822	4485	186.88	-822
		Sebelen, Rolly	167	166	193	179	235	219	1159	193.17	
		Sebelen, Rolando	157	177	155	196	129	191	1005	167.50	
		Perez, Jose	213	182	179	145	145	190	1054	175.67	
		Sebelen, Rolando Antonio	253	190	239	184	179	222	1267	211.17	
23.	 CHN	China 1	757	717	748	758	802	699	4481	186.71	-826
		Zhang, Ke	187	171	155	179	174	201	1067	177.83	
		Tan, Runtao	198	193	225	179	247	156	1198	199.67	
		Ding, Xiangdong	164	174	202	167	175	165	1047	174.50	
		Wang, Bin	208	179	166	233	206	177	1169	194.83	
24.	 BLR	Belarus 1	763	697	795	731	764	680	4430	184.58	-877
		Sobolev, Pavel	194	181	205	199	236	153	1168	194.67	
		Tazin, Siarhei	190	179	203	206	166	187	1131	188.50	
		Stepuk, Dmitry	177	173	213	183	179	190	1115	185.83	
		Paliak, Aliaksandr	202	164	174	143	183	150	1016	169.33	
25.	 IRL	Ireland 1	768	713	745	780	699	716	4421	184.21	-886
		Storan, Michael	191	171	191	220	182	204	1159	193.17	
		Watts, Philip	180	210	193	199	180	196	1158	193.00	
		Dunne, Patrick	183	192	186	166	137	146	1010	168.33	
		O'Malley, Nicholas	214	140	175	195	200	170	1094	182.33	
26.	 THA	Thailand 1	700	650	780	655	831	801	4417	184.04	-890
		Nim-Anussornkul, Witsanu	172	155	219	161	226	170	1103	183.83	
		Eungratanakorn, Keat	158	156	155	146	166	179	960	160.00	
		Tutinapanich, Pichit	148	170	216	168	192	236	1130	188.33	
		Thanasang, Pollakit	222	169	190	180	247	216	1224	204.00	
27.	 WAL	Wales 1	680	754	717	714	746	780	4391	182.96	-916
		Moore, Peter	194	199	224	176	215	215	1223	203.83	
		Maybrey, Martin	126	215	146	162	167	164	980	163.33	
		Williams, Steve	185	157	178	205	182	180	1087	181.17	
		Bruce, Robert	175	183	169	171	182	221	1101	183.50	
28.	 NZL	New Zealand 1	729	801	721	709	705	704	4369	182.04	-938
		Richardson, Pete	161	213	173	183	210	146	1086	181.00	
		Penney, Stephen	188	209	231	156	176	170	1130	188.33	
		Balanay, Roger	214	179	178	155	169	225	1120	186.67	
		Nicolas, Greg	166	200	139	215	150	163	1033	172.17	
29.	 RSA	South Africa 1	746	734	685	747	736	692	4340	180.83	-967
		Stoltz, Gerhard	209	170	170	203	227	163	1142	190.33	
		Daventry-Bull, Brian	194	199	167	161	195	160	1076	179.33	
		Sewchuran, Anil	154	182	159	180	133	179	987	164.50	
		Ho, Stanley	189	183	189	203	181	190	1135	189.17	
30.	 CZE	Czech Republic 1	601	729	735	846	699	718	4328	180.33	-979
		Vopicka, Karel	144	193	175	158	203	183	1056	176.00	
		Synek, Ales	197	168	174	232	169	179	1119	186.50	
		Hindrak, Jiri	135	183	198	245	152	199	1112	185.33	

		Drabek, Ales	125	185	188	211	175	157	1041	173.50	
31.	 ESP	Spain 1	810	693	663	810	657	654	4287	178.62	-1020
		Berganza, Guillermo	176	148	141	190	163	180	998	166.33	
		Gonzalo, Jose	252	203	184	195	175	143	1152	192.00	
		Gomez, Fernando	208	172	204	155	152	142	1033	172.17	
		Martinez, Manuel	174	170	134	270	167	189	1104	184.00	
32.	 BAH	Bahamas 1	684	746	755	706	668	680	4239	176.62	-1068
		Taylor, Gregory	162	192	200	156	174	131	1015	169.17	
		Williams, Kevin	181	193	168	169	150	209	1070	178.33	
		Hoyte, Yule	154	179	205	219	133	138	1028	171.33	
		Brathwaite, Kenrick	187	182	182	162	211	202	1126	187.67	
33.	 UKR	Ukraine 1	699	706	653	707	748	660	4173	173.88	-1134
		Grynyk, Iurii	199	155	173	202	244	184	1157	192.83	
		Bondar, Valeriy	182	214	207	216	145	189	1153	192.17	
		Lymar, Sergij	177	183	126	148	167	168	969	161.50	
		Mitsyk, Fedir	141	154	147	141	192	119	894	149.00	
34.	 KSA	Saudi Arabia 1	686	756	733	693	646	650	4164	173.50	-1143
		Abulreesh, Yasser	199	193	220	180	155	163	1110	185.00	
		Kamfar, Waheeb	178	203	210	157	152	190	1090	181.67	
		Alqahtani, Abdullah	166	151	145	166	148	172	948	158.00	
		Alqahtani, Moued	143	209	158	190	191	125	1016	169.33	
35.	 AUT	Austria 1	668	702	706	647	665	751	4139	172.46	-1168
		Gabrielian, Alexander	151	208	157	210	166	194	1086	181.00	
		Heyer, Wolfgang	171	177	171	146	200	173	1038	173.00	
		Hrobar, Robert	172	154	175	150	175	182	1008	168.00	
		Pittesser, Georg	174	163	203	141	124	202	1007	167.83	
36.	 QAT	Qatar 1	781	774	769	591	619	502	4036	168.17	-1271
		Al Sahoti, Jamal	164	231	171				566	188.67	
		Al Hajri, Salem	206	165	193	186	184	166	1100	183.33	
		Jamal, Mohamed	213	181	213	214	201	203	1225	204.17	
		Al Amadi, Khalid	198	197	192	191	234	133	1145	190.83	
37.	 CHI	Chile 1	638	700	689	716	623	657	4023	167.62	-1284
		Castillo, Raul	193	228	181	159	150	126	1037	172.83	
		Sarra, Alberto	141	140	151	225	163	164	984	164.00	
		Catalan, Francisco	156	139	178	157	131	174	935	155.83	
		Cavieres, Jorge	148	193	179	175	179	193	1067	177.83	
38.	 MGL	Mongolia 1	643	739	664	678	630	609	3963	165.12	-1344
		Banzai, Tumurbaatar	152	207	167	137	146	130	939	156.50	
		Bavuu, Bayarsaihan	182	170	146	197	177	183	1055	175.83	
		Pagmadulam, Shijir	141	159	191	149	140	156	936	156.00	
		Tsermaa, Batbayar	168	203	160	195	167	140	1033	172.17	

Players from make up teams

Country	Player	G1	G2	G3	G4	G5	G6	Total	Avg
 ISL	Sigurdsson, Gudmundur	140	190	144	155	189	168	986	164.33
 ISL	Thorbjornsson, Thorarinn	181	180	153	185	206	186	1091	181.83
 ISR	Levi, David	213	246	211	193	138	221	1222	203.67
 ISR	Ovadia, Reuven	192	193	196	165	135	196	1077	179.50
 ISR	Paz, Itamar	169	133	211	165	177	183	1038	173.00
 RUS	Krasavkin, Viktor	194	195	189	201	223	188	1190	198.33

	RUS	Pashkovskij, Aleksandr	192	183	206	229	241	175	1226	204.33
---	-----	--	-----	-----	-----	-----	-----	-----	-------------	--------

2019 WSrc Championships - Team- Semi Final 1 - Men

Lane pattern category: Undefined

Lane pattern: Tokyo

Country	Team	G1	G2	G3	Won matches
 FIN	Finland 1 Koivuniemi, Mika Luoto, Mika Virtanen, Kai Lehtonen, Kimmo	201	212	226	2
 SWE	Sweden 1 Jansson, Raymond Petersen, Tommy Svensson, Par Leandersson, Tomas	202	189	212	1

2019 WSrc Championships - Team- Semi Final 2 - Men

Lane pattern category: Undefined

Lane pattern: Tokyo

Country	Team	G1	G2	G3	Won matches
 GER	Germany 1 Knopp, Peter Ohlrogge, Holger Tscharke, Uwe Grabowski, Achim	154	184		0
 USA	U.S.A. 1 Bohn III, Parker Mohr, Ron Williams Jr, Walter Ray Boresch, Lennie	247	212		2

2019 WSrc Championships - Team- Final - Men

Lane pattern category: Undefined

Lane pattern: Tokyo


Country	Team	G1	G2	G3	Won matches
 FIN	Finland 1 Koivuniemi, Mika Luoto, Mika Virtanen, Kai Lehtonen, Kimmo	168	205		0
 USA	U.S.A. 1 Boesch, Lennie Mohr, Ron Williams Jr, Walter Ray Bohn III, Parker	215	211		2

All Event



Place	Country	Player	TEAM OF FOUR			Total	Avg	Diff	Roll-off
			SINGLES Score	DOUBLES Score	Score				
1.	NOR	Torgersen, Tore	1394	1328	1343	4065	225.83	0	
2.	FIN	Koivuniemi, Mika	1336	1312	1397	4045	224.72	-20	
3.	USA	Boesch, Lennie	1372	1232	1343	3947	219.28	-118	
4.	SWE	Leandersson, Tomas	1228	1347	1369	3944	219.11	-121	
5.	USA	Mohr, Ron	1194	1397	1347	3938	218.78	-127	
6.	MEX	Rodriguez, Alfonso	1302	1335	1252	3889	216.06	-176	
7.	FIN	Lehtonen, Kimmo	1333	1195	1360	3888	216.00	-177	
8.	AUS	Thorpe, Andrew	1339	1372	1166	3877	215.39	-188	
9.	USA	Bohn III, Parker	1320	1234	1321	3875	215.28	-190	
10.	DOM	Sebelen, Rolando Antonio	1312	1281	1267	3860	214.44	-205	
11.	ITA	Reviglio, Marco	1241	1278	1321	3840	213.33	-225	
12.	MLT	Spiteri, Mark	1342	1268	1200	3810	211.67	-255	
13.	FIN	Luoto, Mika	1251	1360	1192	3803	211.28	-262	
14.	GER	Grabowski, Achim	1218	1255	1304	3777	209.83	-288	
15.	SWE	Jansson, Raymond	1244	1224	1305	3773	209.61	-292	
16.	USA	Williams Jr, Walter Ray	1198	1278	1296	3772	209.56	-293	
17.	CAN	Snow, Michael	1341	1175	1248	3764	209.11	-301	
18.	JPN	Tani, Masaki	1234	1227	1296	3757	208.72	-308	
19.	GER	Knopp, Peter	1298	1238	1219	3755	208.61	-310	
20.	AUS	Muir, Michael	1265	1158	1318	3741	207.83	-324	
21.	NOR	Gabrielsen, Ingar	1186	1267	1262	3715	206.39	-350	
22.	SWE	Svensson, Par	1208	1284	1215	3707	205.94	-358	
23.	MEX	Quintero, Mario	1236	1251	1219	3706	205.89	-359	
24.	FRA	Sanchez, Pierre-Luc	1259	1187	1260	3706	205.89	-359	
25.	NOR	Johnsen, Jan Helge	1270	1262	1173	3705	205.83	-360	
26.	NED	Edelaar, Jack	1223	1160	1318	3701	205.61	-364	
27.	ITA	Petracca, Alberto	1211	1239	1215	3665	203.61	-400	
28.	THA	Thanasong, Pollakit	1249	1189	1224	3662	203.44	-403	
29.	JPN	Murakami, Etsuo	1151	1226	1275	3652	202.89	-413	
30.	ENG	Ellis, Lol	1251	1171	1226	3648	202.67	-417	
31.	ITA	Celli, Maurizio	1245	1152	1251	3648	202.67	-417	
32.	CRC	Gonzalez, Fernando	1167	1234	1227	3628	201.56	-437	
33.	ENG	Johnson, Kim	1206	1215	1201	3622	201.22	-443	
34.	MLT	Mercieca, Dennis	1222	1191	1206	3619	201.06	-446	
35.	UKR	Grynyk, Iurii	1151	1305	1157	3613	200.72	-452	
36.	BRA	Issa, Eduardo	1168	1227	1217	3612	200.67	-453	
37.	CAN	Casey, Conn	1204	1236	1171	3611	200.61	-454	
38.	QAT	Jamal, Mohamed	1196	1189	1225	3610	200.56	-455	
39.	CAN	Ciach, Joe	1255	1172	1175	3602	200.11	-463	
40.	FRA	Augustin, Yvan	1205	1208	1186	3599	199.94	-466	
41.	SCO	Gillespie, Andy	1226	1184	1189	3599	199.94	-466	
42.	SWE	Petersen, Tommy	1145	1275	1179	3599	199.94	-466	
43.	WAL	Moore, Peter	1242	1127	1223	3592	199.56	-473	

44.		JPN	Maeda, Tomokazu	1165	1242	1182	3589	199.39	-476
45.		CAN	Vervynck, Ray	1133	1185	1247	3565	198.06	-500
46.		MEX	Falconi, Daniel	1177	1235	1149	3561	197.83	-504
47.		THA	Tutinapanich, Pichit	1232	1198	1130	3560	197.78	-505
48.		SCO	Keddie, Alan	1282	1172	1105	3559	197.72	-506
49.		DOM	Perez, Jose	1235	1268	1054	3557	197.61	-508
50.		BLR	Sobolev, Pavel	1192	1187	1168	3547	197.06	-518
51.		QAT	Al Amadi, Khalid	1195	1206	1145	3546	197.00	-519
52.		COL	Ruiz, Nicolas	1120	1138	1287	3545	196.94	-520
53.		CHN	Wang, Bin	1173	1201	1169	3543	196.83	-522
54.		BRA	Vieira, Marcio	1144	1215	1177	3536	196.44	-529
55.		JPN	Harimoto, Yusuke	1190	1152	1177	3519	195.50	-546
56.		ENG	Cosgrove, Paul	1064	1283	1171	3518	195.44	-547
57.		PUR	Almendro, Jaime	1144	1158	1216	3518	195.44	-547
58.		GER	Tscharke, Uwe	1081	1265	1162	3508	194.89	-557
59.		PUR	Roncoli, Eddie	1199	1086	1223	3508	194.89	-557
60.		KSA	Abulreesh, Yasser	1136	1261	1110	3507	194.83	-558
61.		ARG	Amarelle, Claudio Eduardo	1182	1184	1139	3505	194.72	-560
62.		RUS	Krasavkin, Viktor	1182	1130	1190	3502	194.56	-563
63.		WAL	Bruce, Robert	1165	1233	1101	3499	194.39	-566
64.		CRC	Pozuelo, Felipe	1175	1110	1213	3498	194.33	-567
65.		NZL	Richardson, Pete	1164	1247	1086	3497	194.28	-568
66.		AUS	Cummings, Shaun	1127	1161	1201	3489	193.83	-576
67.		GER	Ohlrogge, Holger	1105	1105	1278	3488	193.78	-577
68.		VEN	Cegarra, Jorge	1055	1127	1302	3484	193.56	-581
69.		RUS	Pashkovskij, Aleksandr	1131	1126	1226	3483	193.50	-582
70.		PUR	Santa, Antonio	1197	1119	1165	3481	193.39	-584
71.		ARG	Gandara, Alejandro Abelardo	1172	1149	1157	3478	193.22	-587
72.		ITA	Isoppo, Massimo	1193	1163	1119	3475	193.06	-590
73.		COL	Soto, Julio	1142	1210	1118	3470	192.78	-595
74.		MLT	Arpa, Kenneth	1141	1082	1238	3461	192.28	-604
75.		RSA	Stoltz, Gerhard	1053	1266	1142	3461	192.28	-604
76.		ENG	Brown, Geoffrey	1090	1191	1166	3447	191.50	-618
77.		BRA	Castelloes, Renato	1107	1206	1133	3446	191.44	-619
78.		VEN	Fernandes, Alberto	1210	1100	1132	3442	191.22	-623
79.		ISL	Thorbjornsson, Thorarinn	1224	1124	1091	3439	191.06	-626
80.		ARG	Lauria, Gustavo	1125	1179	1128	3432	190.67	-633
81.		FIN	Virtanen, Kai	1127	1183	1107	3417	189.83	-648
82.		BRA	Farias, Mario	1099	1190	1124	3413	189.61	-652
83.		ISR	Levi, David	1094	1095	1222	3411	189.50	-654
84.		FRA	Olry, Thierry	1187	1076	1145	3408	189.33	-657
85.		AUS	Talevski, Mick	1132	1150	1125	3407	189.28	-658
86.		ESP	Martinez, Manuel	1125	1177	1104	3406	189.22	-659
87.		NED	van den Bogaard, Ron	1107	1084	1213	3404	189.11	-661
88.		ESP	Gomez, Fernando	1197	1173	1033	3403	189.06	-662
89.		PUR	Ruiz, Edgardo	1234	969	1198	3401	188.94	-664
90.		SCO	Matthews, Bernie	1098	1125	1176	3399	188.83	-666
91.		COL	Morales, Fernando	1056	1149	1187	3392	188.44	-673
92.		BLR	Stepuk, Dmitry	1180	1089	1115	3384	188.00	-681
93.		NZL	Nicolas, Greg	1232	1114	1033	3379	187.72	-686



94.		CZE	Drabek, Ales	1197	1137	1041	3375	187.50	-690
95.		BAH	Williams, Kevin	1065	1238	1070	3373	187.39	-692
96.		WAL	Williams, Steve	1041	1235	1087	3363	186.83	-702
97.		BAH	Brathwaite, Kenrick	1159	1074	1126	3359	186.61	-706
98.		IRL	O'Malley, Nicholas	1155	1110	1094	3359	186.61	-706
99.		FRA	Rolland, Patrick	1025	1169	1164	3358	186.56	-707
100.		NZL	Balanay, Roger	1078	1152	1120	3350	186.11	-715
101.		NZL	Penney, Stephen	1137	1081	1130	3348	186.00	-717
102.		CRC	Sandoval, Rafael	1072	1186	1086	3344	185.78	-721
103.		COL	Romero, David	1180	1102	1061	3343	185.72	-722
104.		CZE	Hindrak, Jiri	1113	1114	1112	3339	185.50	-726
105.		ARG	Pardo, Jorge Hector	1124	1106	1102	3332	185.11	-733
106.		UKR	Bondar, Valeriy	1112	1063	1153	3328	184.89	-737
107.		IRL	Storan, Michael	1027	1140	1159	3326	184.78	-739
108.		CRC	Valverde, Mario	1100	1131	1092	3323	184.61	-742
109.		CHN	Tan, Runtao	1041	1083	1198	3322	184.56	-743
110.		SCO	Gill, Billy	1111	1095	1116	3322	184.56	-743
111.		CZE	Vopicka, Karel	1114	1151	1056	3321	184.50	-744
112.		KSA	Alqahtani, Moued	1187	1118	1016	3321	184.50	-744
113.		ESP	Gonzalo, Jose	1062	1106	1152	3320	184.44	-745
114.		RSA	Ho, Stanley	1141	1043	1135	3319	184.39	-746
115.		IRL	Watts, Philip	1028	1131	1158	3317	184.28	-748
116.		BLR	Tazin, Siarhei	1047	1128	1131	3306	183.67	-759
117.		MEX	Sanchez, Alejandro	1077	1051	1165	3293	182.94	-772
118.		ISL	Sigurdsson, Gudmundur	1127	1176	986	3289	182.72	-776
119.		RSA	Davenport-Bull, Brian	1126	1087	1076	3289	182.72	-776
120.		DOM	Sebelen, Rolly	1005	1124	1159	3288	182.67	-777
121.		CHI	Cavieres, Jorge	1117	1090	1067	3274	181.89	-791
122.		QAT	Al Hajri, Salem	1074	1094	1100	3268	181.56	-797
123.		KSA	Kamfar, Waheeb	1073	1093	1090	3256	180.89	-809
124.		MLT	Cassar, Steve	1072	1078	1104	3254	180.78	-811
125.		NOR	Romskaug, Pal Sigurd	1076	1093	1082	3251	180.61	-814
126.		AUT	Gabrielian, Alexander	1075	1082	1086	3243	180.17	-822
127.		NED	van den Oever, Peter	1119	1091	1031	3241	180.06	-824
128.		NED	Groen, Erwin	1138	1091	1006	3235	179.72	-830
129.		KSA	Alqahtani, Abdullah	1080	1194	948	3222	179.00	-843
130.		CHN	Zhang, Ke	1098	1056	1067	3221	178.94	-844
131.		BAH	Hoyte, Yule	1053	1135	1028	3216	178.67	-849
132.		IRL	Dunne, Patrick	1152	1044	1010	3206	178.11	-859
133.		RSA	Sewchuran, Anil	1130	1083	987	3200	177.78	-865
134.		THA	Nim-Anussornkul, Witsanu	1019	1077	1103	3199	177.72	-866
135.		CHI	Castillo, Raul	1085	1061	1037	3183	176.83	-882
136.		ESP	Berganza, Guillermo	1108	1032	998	3138	174.33	-927
137.		AUT	Hrobar, Robert	1078	1043	1008	3129	173.83	-936
138.		CHI	Sarra, Alberto	1125	993	984	3102	172.33	-963
139.		MGL	Tsermaa, Batbayar	1055	1013	1033	3101	172.28	-964
140.		UKR	Mitsyk, Fedir	1112	1087	894	3093	171.83	-972
141.		CHI	Catalan, Francisco	1078	1078	935	3091	171.72	-974
142.		MGL	Banzai, Tumurbaatar	1048	1100	939	3087	171.50	-978



143.		WAL	Maybrey, Martin	1014	1081	980	3075	170.83	-990
144.		BAH	Taylor, Gregory	1070	985	1015	3070	170.56	-995
145.		CHN	Ding, Xiangdong	980	1039	1047	3066	170.33	-999
146.		ISR	Ovadia, Reuven	1030	957	1077	3064	170.22	-1001
147.		CZE	Synek, Ales	985	959	1119	3063	170.17	-1002
148.		UKR	Lymar, Sergii	1004	1071	969	3044	169.11	-1021
149.		ISR	Paz, Itamar	989	1009	1038	3036	168.67	-1029
150.		BLR	Paliak, Aliaksandr	1030	983	1016	3029	168.28	-1036
151.		THA	Eungratanakorn, Keat	1002	1036	960	2998	166.56	-1067
152.		MGL	Pagmadulam, Shijir	1022	1037	936	2995	166.39	-1070
153.		VEN	Silva, Juan Pablo	930	938	1124	2992	166.22	-1073
154.		AUT	Heyer, Wolfgang	963	988	1038	2989	166.06	-1076
155.		VEN	Ruiz, Ildemaro	979	1040	957	2976	165.33	-1089
156.		AUT	Pittesser, Georg	970	990	1007	2967	164.83	-1098
157.		DOM	Sebelen, Rolando	990	969	1005	2964	164.67	-1101
158.		MGL	Bavuu, Bayarsaihan	938	935	1055	2928	162.67	-1137
159.		QAT	Al Sahoti, Jamal	1108	1220	566	2894	192.93	-1171



2019 WSrc Championships - Masters Step 1 - Men



Country	Player	G1	G2	G3	Won matches
 USA	Bohn III, Parker	231	193		2
 FRA	Sanchez, Pierre-Luc	212	174		0



Country	Player	G1	G2	G3	Won matches
 MEX	Quintero, Mario	188	268	185	1
 DOM	Sebelen, Rolando Antonio	206	184	187	2



Country	Player	G1	G2	G3	Won matches
 ITA	Reviglio, Marco	257	195		2
 SWE	Svensson, Par	204	194		0

Country	Player	G1	G2	G3	Won matches
 NOR	Gabrielsen, Ingar	259	199	267	2
 MLT	Spiteri, Mark	224	203	223	1



Country	Player	G1	G2	G3	Won matches
 FIN	Luoto, Mika	225	225		2
 AUS	Muir, Michael	172	213		0



Country	Player	G1	G2	G3	Won matches
 GER	Grabowski, Achim	168	180	171	1
 GER	Knopp, Peter	179	167	191	2



Country	Player	G1	G2	G3	Won matches
 CAN	Snow, Michael	188	210		0
 USA	Williams Jr, Walter Ray	224	216		2



Country	Player	G1	G2	G3	Won matches
 SWE	Jansson, Raymond	213	243		2
 JPN	Tani, Masaki	212	178		0



2019 WSrc Championships - Masters Step 2 - Men



Country	Player	G1	G2	G3	Won matches
 NOR	Gabrielsen, Ingar	233	265		2
 NOR	Torgersen, Tore	227	186		0

Country	Player	G1	G2	G3	Won matches
 GER	Knopp, Peter	191	189		0
 FIN	Koivuniemi, Mika	224	234		2



Country	Player	G1	G2	G3	Won matches
 USA	Boresch, Lennie	246	196	170	1
 USA	Williams Jr, Walter Ray	187	266	246	2

Country	Player	G1	G2	G3	Won matches
 SWE	Jansson, Raymond	222	204		0
 SWE	Leandersson, Tomas	241	243		2



Country	Player	G1	G2	G3	Won matches
 FIN	Luoto, Mika	212	204	206	1
 USA	Mohr, Ron	207	207	214	2



Country	Player	G1	G2	G3	Won matches
 ITA	Reviglio, Marco	238	266		2
 MEX	Rodriguez, Alfonso	236	186		0



Country	Player	G1	G2	G3	Won matches
 FIN	Lehtonen, Kimmo	219	226		2
 DOM	Sebelen, Rolando Antonio	202	183		0



Country	Player	G1	G2	G3	Won matches
 USA	Bohn III, Parker	237	235	245	2
 AUS	Thorpe, Andrew	264	196	220	1

2019 WSrC Championships - Masters Step 3 - Men



Country	Player	G1	G2	G3	Won matches
 NOR	Gabrielsen, Ingar	212	171		0
 FIN	Koivuniemi, Mika	224	211		2

Country	Player	G1	G2	G3	Won matches
 SWE	Leandersson, Tomas	266	279		2
 USA	Williams Jr, Walter Ray	236	213		0

Country	Player	G1	G2	G3	Won matches
 USA	Mohr, Ron	286	180	267	2
 ITA	Reviglio, Marco	195	194	222	1

Country	Player	G1	G2	G3	Won matches
 USA	Bohn III, Parker	215	203		0
 FIN	Lehtonen, Kimmo	224	206		2



2019 WSrC Championships - Masters Semi Final 1 - Men

Country	Player	G1	G2	G3	Won matches
 SWE	Leandersson, Tomas	238	226	221	2
 USA	Mohr, Ron	224	242	204	1

2019 WSrC Championships - Masters Semi Final 2 - Men

Country	Player	G1	G2	G3	Won matches
 FIN	Koivuniemi, Mika	201	278	226	2
 FIN	Lehtonen, Kimmo	209	190	211	1

2019 WSrc Championships - Masters Final - Men

Country	Player	G1	G2	G3	Won matches
 FIN	Koivuniemi, Mika	204	209	194	1
 SWE	Leandersson, Tomas	156	224	200	2

2019 WSrc Championships - Singles - Women




Lane pattern category: Undefined

























Lane pattern: Tokyo

Average score: 180.29 Average score per game: **G1** **G2** **G3** **G4** **G5** **G6**

181.30 180.36 179.77 181.53 176.44 182.32

Place	Player	Country	G1	G2	G3	G4	G5	G6	Total	Avg	Diff	Next lane	Roll- off
1.	Olsson, Susanne	SWE	216	207	168	252	225	245	1313	218.83	0		
2.	Yoshida, Yumiko	JPN	206	184	197	225	236	224	1272	212.00	-41		
3.	Tataryn, Sharon	CAN	213	190	253	169	188	249	1262	210.33	-51		
4.	Johnson, Tish	USA	189	183	265	170	212	230	1249	208.17	-64		
5.	Lister, Melonie	NZL	167	227	220	222	214	197	1247	207.83	-66		
6.	Friis, Jill	CAN	175	237	205	200	192	233	1242	207.00	-71		
7.	Beckel, Martina	GER	226	191	225	204	197	189	1232	205.33	-81		
8.	Suzuki, Eiko	JPN	187	223	190	215	192	216	1223	203.83	-90		
9.	Powers, Sharon	USA	186	167	150	222	254	235	1214	202.33	-99		
10.	Yanagawa, Honami	JPN	173	201	245	200	158	227	1204	200.67	-109		
11.	Di Martino, Nathalie	FRA	228	201	209	218	175	168	1199	199.83	-114		
12.	Yannman, Eva	SWE	189	235	168	204	183	214	1193	198.83	-120		
13.	Hulsenberg, Leanne	USA	225	208	244	196	146	169	1188	198.00	-125		
14.	Ortega, Adriana	MEX	214	165	170	220	202	211	1182	197.00	-131		
15.	Wills, Catherine	ENG	189	206	177	224	195	191	1182	197.00	-131		
16.	Dodds, Mary	AUS	209	194	127	213	231	204	1178	196.33	-135		
17.	Heuvelman, Ulrika	SWE	182	213	217	160	186	216	1174	195.67	-139		
18.	Baker, Jeanette	AUS	209	186	191	170	208	203	1167	194.50	-146		
19.	Dahlgren, Christina	SWE	170	232	159	182	167	255	1165	194.17	-148		
20.	O'Neill, Gillian	RSA	180	182	232	180	211	169	1154	192.33	-159		
21.	Arango, Gloria	COL	185	177	191	189	205	204	1151	191.83	-162		
22.	Morabito, Lisa	CAN	171	189	167	211	180	231	1149	191.50	-164		
23.	Lunden, Reija	FIN	234	177	185	218	169	166	1149	191.50	-164		
24.	Ota, Chie	JPN	155	205	168	192	202	226	1148	191.33	-165		
25.	Taavitsainen, Jaana	FIN	214	171	196	214	201	151	1147	191.17	-166		
26.	Clark, Christine	AUS	189	256	173	169	192	167	1146	191.00	-167		
27.	Materne, Antje	GER	183	169	210	177	203	202	1144	190.67	-169		
28.	Silva, Sandra	COL	162	191	205	190	227	166	1141	190.17	-172		
29.	Ramos, Margarita	MEX	150	164	208	172	213	231	1138	189.67	-175		
30.	Grawe, Elke	GER	180	189	195	211	144	218	1137	189.50	-176		
31.	Lebrova, Jana	CZE	179	195	225	174	178	185	1136	189.33	-177		
32.	Volkl-Brandt, Bianca	GER	184	174	190	226	148	213	1135	189.17	-178		
33.	Kristoffersen, Ragnhild	NOR	213	198	164	193	189	177	1134	189.00	-179		
34.	Villalobos, Sylvia	CRC	192	178	222	204	182	154	1132	188.67	-181		
35.	Lee, Deb	CAN	182	173	209	196	159	207	1126	187.67	-187		

36.	Tamminen, Tuula		FIN	176	168	168	211	184	215	1122	187.00	-191
37.	Ruiz, Ma.Angelica		MEX	216	158	204	182	161	199	1120	186.67	-193
38.	Haavisto, Nina		FIN	173	213	179	157	219	176	1117	186.17	-196
39.	Araujo, Ghiselle		CRC	179	217	160	199	184	175	1114	185.67	-199
40.	Lofman, Christin		NOR	184	184	171	171	174	228	1112	185.33	-201
41.	Thamphithak, Sirilak		THA	137	187	204	214	188	182	1112	185.33	-201
42.	Robertson, Heather		AUS	216	179	157	195	194	167	1108	184.67	-205
43.	Hazeleger, Inge		NED	192	182	203	207	180	143	1107	184.50	-206
44.	Sandelin, Lucy		USA	170	160	165	193	216	198	1102	183.67	-211
45.	Kestell, Dymphna		IRL	194	167	205	191	170	171	1098	183.00	-215
46.	Andrade, Vanessa		BRA	171	182	220	133	200	191	1097	182.83	-216
47.	Fievet, Brigitte		FRA	230	180	160	174	157	187	1088	181.33	-225
48.	Jacques, Pepita		FRA	173	199	178	166	165	206	1087	181.17	-226
49.	Ramos, Marta		PUR	170	184	157	193	182	201	1087	181.17	-226
50.	Thanidthakul, Chanya		THA	189	167	194	164	216	153	1083	180.50	-230
51.	Gunnarsdottir, Gudny		ISL	200	184	163	166	176	193	1082	180.33	-231
52.	Esteve, M. Dolores		ESP	168	179	206	203	146	176	1078	179.67	-235
53.	Heffernan, Mary		IRL	176	154	189	196	194	169	1078	179.67	-235
54.	Claxton, Julia		SCO	167	171	175	181	173	206	1073	178.83	-240
55.	Flores, Myrna		PUR	147	192	190	176	175	191	1071	178.50	-242
56.	Walker, Lynne		WAL	211	159	174	167	170	188	1069	178.17	-244
57.	Berra Romani, Enriqueta		MEX	183	160	180	203	174	169	1069	178.17	-244
58.	Pannen, Sonja		NED	189	205	150	192	158	172	1066	177.67	-247
59.	Lillelien, Lene		NOR	169	181	188	165	192	162	1057	176.17	-256
60.	Jensen, Roshild		NOR	150	152	179	201	196	173	1051	175.17	-262
61.	Brown, Angie		ENG	201	181	180	166	151	172	1051	175.17	-262
62.	Watts, Theresa		IRL	203	215	141	160	190	142	1051	175.17	-262
63.	Pashkovskaia, Svetlana		RUS	168	189	160	184	150	199	1050	175.00	-263
64.	Vasquez, Ruth		COL	221	154	156	181	159	178	1049	174.83	-264
65.	Gur, Ziva		ISR	157	173	167	163	185	203	1048	174.67	-265
66.	Hoyte, Janice		BAH	167	153	202	150	183	192	1047	174.50	-266
67.	Swain, Annabelle		NZL	180	154	182	179	194	158	1047	174.50	-266
68.	Dalley, Marsha		ENG	174	158	173	166	205	168	1044	174.00	-269
69.	Lalor, Elaine		IRL	204	191	152	178	156	162	1043	173.83	-270
70.	Rojas, Andrea		CHI	172	186	175	156	151	199	1039	173.17	-274
71.	Arroyo, Gary		PUR	176	169	207	197	126	163	1038	173.00	-275
72.	Ekermans, Ursula		RSA	198	189	165	148	169	166	1035	172.50	-278
73.	Carney, Gloria		SCO	163	159	180	214	157	157	1030	171.67	-283
74.	Magnusdottir, Linda Hronn		ISL	169	162	165	167	171	192	1026	171.00	-287
75.	Burns, Cushla		NZL	167	198	177	169	148	167	1026	171.00	-287
76.	Badaro, Lea		BRA	154	152	141	215	179	183	1024	170.67	-289
77.	Aviram Harlap, Sara		ISR	185	168	148	163	199	161	1024	170.67	-289



78.	Chitrnan, Sukunya		THA	151	186	159	169	172	186	1023	170.50	-290
79.	van Dijk-Uittenbogaard, Marja		NED	189	182	184	162	145	161	1023	170.50	-290
80.	Muelas, Cristina		BRA	190	181	140	180	163	162	1016	169.33	-297
81.	Gove, Liz		SCO	181	173	137	193	146	184	1014	169.00	-299
82.	Johnson, Diane		ENG	181	192	173	166	123	178	1013	168.83	-300
83.	Gillespie, Louise		SCO	181	169	156	162	162	179	1009	168.17	-304
84.	van der Kooij, Kirsten		NED	158	165	164	172	158	189	1006	167.67	-307
85.	Aguilar, Carmen		VEN	198	147	151	188	181	137	1002	167.00	-311
86.	Roux, Catherine		FRA	153	213	165	148	143	179	1001	166.83	-312
87.	Gimenez, Rina		VEN	185	168	163	137	181	155	989	164.83	-324
88.	Gomez, Luz		COL	149	158	184	156	173	167	987	164.50	-326
89.	Ibarra, Maria		CHI	200	205	169	138	139	136	987	164.50	-326
90.	Wilford, Barbara		RSA	190	141	134	191	191	139	986	164.33	-327
91.	Nazario, Galen		PUR	163	178	165	177	160	142	985	164.17	-328
92.	Soorajlal, Gita		RSA	147	178	210	150	140	155	980	163.33	-333
93.	Vieira, Lucia		BRA	169	178	159	158	151	160	975	162.50	-338
94.	Watkins, Robyn		NZL	191	171	164	160	125	150	961	160.17	-352
95.	Albert, Milagros		ESP	169	157	178	139	127	148	918	153.00	-395
96.	Smith, Angela		BAH	148	124	199	148	151	141	911	151.83	-402
97.	Kalayanamitra, Parnjit		THA	129	130	144	172	142	139	856	142.67	-457
98.	Wilson, Floridamae		BAH	157	124	146	130	157	137	851	141.83	-462
99.	Harts, Paula		BAH	154	123	147	145	149	132	850	141.67	-463
100.	Shulman, Tatiana		BLR	158	161	127	130	147	109	832	138.67	-481
101.	Cooke, Hilary		WAL	125	159	129	126	113	153	805	134.17	-508

2019 WSrc Championships - Singles -Semi Final 1- Women

Lane pattern category: Undefined

Lane pattern: Tokyo

Average score: 171.50 Average score per game: $\frac{\text{G1}}{171.50}$



Place	Player	Country	G1	Total	Avg	Diff	Next lane	Roll-off
1.	Yoshida, Yumiko	 JPN	185	185	185.00	0		
2.	Tataryn, Sharon	 CAN	158	158	158.00	-27		

2019 WSrc Championships - Singles -Semi Final 2- Women

Lane pattern category: Undefined

Lane pattern: Tokyo

Average score: 189.00 Average score per game: $\frac{\mathbf{G1}}{189.00}$



Place	Player	Country	G1	Total	Avg	Diff	Next lane	Roll-off
1.	Olsson, Susanne	 SWE	192	192	192.00	0		
2.	Johnson, Tish	 USA	186	186	186.00	-6		

2019 WSrc Championships - Singles -Final- Women

Lane pattern category: Undefined

Lane pattern: Tokyo

Average score: 197.00 Average score per game: $\frac{\mathbf{G1}}{197.00}$

Place	Player	Country	G1	Total	Avg	Diff	Next lane	Roll-off
1.	Yoshida, Yumiko	 JPN	209	209	209.00	0		
2.	Olsson, Susanne	 SWE	185	185	185.00	-24		

2019 WSrC Championships - Doubles - Women

Lane pattern category: Undefined


















Lane pattern: Tokyo


















Average score: 178.91

Average score per game:

G1	G2	G3	G4	G5	G6
182.50	179.35	174.56	176.91	182.52	177.58

Place	Country	Team	Player	G1	G2	G3	G4	G5	G6	Total	Avg	Diff	Next lane	Roll-off	
1.	USA	U.S.A. 1	Hulsenberg, Leanne Johnson, Tish	201	244	223	213	205	220	1306	217.67				
				201	221	189	210	215	181	1217	202.83				
				402	465	412	423	420	401	2523	210.25	0			
2.	GER	Germany 2	Beckel, Martina Volkl-Brandt, Bianca	200	225	202	200	214	185	1226	204.33				
				235	238	184	195	195	196	1243	207.17				
				435	463	386	395	409	381	2469	205.75	-54			
3.	AUS	Australia 1	Baker, Jeanette Dodds, Mary	205	226	215	234	217	238	1335	222.50				
				179	214	168	215	164	179	1119	186.50				
				384	440	383	449	381	417	2454	204.50	-69			
4.	GER	Germany 1	Materne, Antje Grawe, Elke	223	210	202	235	203	182	1255	209.17				
				191	225	175	209	170	199	1169	194.83				
				414	435	377	444	373	381	2424	202.00	-99			
5.	CAN	Canada 2	Tataryn, Sharon Friis, Jill	179	173	203	203	223	224	1205	200.83				
				224	199	185	188	191	166	1153	192.17				
				403	372	388	391	414	390	2358	196.50	-165			
6.	NED	Netherlands 1	Hazeleger, Inge van Dijk-Uittenbogaard, Marja	254	183	183	209	174	158	1161	193.50				
				220	164	203	180	212	202	1181	196.83				
				474	347	386	389	386	360	2342	195.17	-181			
7.	FRA	France 2	Di Martino, Nathalie Jacques, Pepita	244	163	201	164	184	174	1130	188.33				
				227	212	178	172	165	254	1208	201.33				
				471	375	379	336	349	428	2338	194.83	-185			
8.	JPN	Japan 2	Ota, Chie Yanagawa, Honami	203	204	203	178	163	195	1146	191.00				
				192	225	227	177	170	199	1190	198.33				
				395	429	430	355	333	394	2336	194.67	-187			
9.	ENG	England 2	Dalley, Marsha Brown, Angie	230	200	168	170	178	159	1105	184.17				
				247	206	196	182	210	187	1228	204.67				
				477	406	364	352	388	346	2333	194.42	-190			
10.	JPN	Japan 1	Suzuki, Eiko Yoshida, Yumiko	167	258	167	198	191	197	1178	196.33				
				182	202	170	188	211	187	1140	190.00				
				349	460	337	386	402	384	2318	193.17	-205			
11.	USA	U.S.A. 2	Powers, Sharon Sandelin, Lucy	187	192	169	224	219	214	1205	200.83				
				170	170	182	187	198	204	1111	185.17				
				357	362	351	411	417	418	2316	193.00	-207			
12.	SWE	Sweden 1	Vannman, Eva Olsson, Susanne	170	203	172	157	257	183	1142	190.33				
				200	190	189	171	197	203	1150	191.67				
				370	393	361	328	454	386	2292	191.00	-231			
13.	FIN	Finland 1	Tamminen, Tuula Lunden, Reija	216	175	189	160	236	170	1146	191.00				
				172	188	211	181	192	202	1146	191.00				
				388	363	400	341	428	372	2292	191.00	-231			
14.	FIN	Finland 2	Haavisto, Nina Taavitsainen, Jaana	219	176	138	191	198	191	1113	185.50				
				203	174	175	195	196	208	1151	191.83				
				422	350	313	386	394	399	2264	188.67	-259			
15.	AUS	Australia 2	Robertson, Heather	169	172	193	198	176	228	1136	189.33				




			Clark, Christine	178 201 189 203 185 161	1117	186.17		
				347 373 382 401 361 389	2253	187.75	-270	
16.	 NZL	New Zealand 2	Burns, Cushla	200 148 209 159 178 164	1058	176.33		
			Lister, Melonie	161 177 197 202 243 179	1159	193.17		
				361 325 406 361 421 343	2217	184.75	-306	
17.	 CAN	Canada 1	Morabito, Lisa	161 239 161 174 184 191	1110	185.00		
			Lee, Deb	219 179 168 213 149 168	1096	182.67		
				380 418 329 387 333 359	2206	183.83	-317	
18.	 MEX	Mexico 2	Ortega, Adriana	166 160 183 161 198 164	1032	172.00		
			Ramos, Margarita	194 187 193 211 190 188	1163	193.83		
				360 347 376 372 388 352	2195	182.92	-328	
19.	 ENG	England 1	Johnson, Diane	215 170 157 203 169 163	1077	179.50		
			Wills, Catherine	181 192 200 169 191 182	1115	185.83		
				396 362 357 372 360 345	2192	182.67	-331	
20.	 CRC	Costa Rica 1	Araujo, Ghiselle	210 189 177 162 191 191	1120	186.67		
			Villalobos, Sylvia	201 151 177 187 183 169	1068	178.00		
				411 340 354 349 374 360	2188	182.33	-335	
21.	 COL	Colombia 1	Gomez, Luz	151 178 211 216 235 202	1193	198.83		
			Vasquez, Ruth	156 148 181 184 152 172	993	165.50		
				307 326 392 400 387 374	2186	182.17	-337	
22.	 ESP	Spain 1	Esteve, M. Dolores	219 190 126 185 156 183	1059	176.50		
			Albert, Milagros	198 178 167 191 179 183	1096	182.67		
				417 368 293 376 335 366	2155	179.58	-368	
23.	 COL	Colombia 2	Silva, Sandra	155 151 200 201 200 153	1060	176.67		
			Arango, Gloria	170 180 207 190 198 146	1091	181.83		
				325 331 407 391 398 299	2151	179.25	-372	
24.	 NOR	Norway 1	Lofman, Christin	171 169 192 185 214 166	1097	182.83		
			Kristoffersen, Ragnhild	209 159 154 166 185 179	1052	175.33		
				380 328 346 351 399 345	2149	179.08	-374	
25.	 FRA	France 1	Fievet, Brigitte	210 176 179 164 215 186	1130	188.33		
			Roux, Catherine	150 186 179 155 159 174	1003	167.17		
				360 362 358 319 374 360	2133	177.75	-390	
26.	 BRA	Brazil 2	Vieira, Lucia	181 186 199 176 169 180	1091	181.83		
			Badaro, Lea	168 142 189 157 212 161	1029	171.50		
				349 328 388 333 381 341	2120	176.67	-403	
27.	 NOR	Norway 2	Jensen, Roshild	195 221 170 175 182 169	1112	185.33		
			Lillelien, Lene	146 164 181 167 157 184	999	166.50		
				341 385 351 342 339 353	2111	175.92	-412	
28.	 ISR	Israel 1	Aviram Harlap, Sara	180 181 167 209 202 148	1087	181.17		
			Gur, Ziva	197 145 157 146 169 191	1005	167.50		
				377 326 324 355 371 339	2092	174.33	-431	
29.	 IRL	Ireland 2	Lalor, Elaine	245 172 173 163 162 127	1042	173.67		
			Watts, Theresa	179 159 173 128 220 184	1043	173.83		
				424 331 346 291 382 311	2085	173.75	-438	
30.	 WAL	Wales 1	Walker, Lynne	193 201 157 206 214 214	1185	197.50		
			Cooke, Hilary	150 134 122 158 151 184	899	149.83		
				343 335 279 364 365 398	2084	173.67	-439	
31.	 MEX	Mexico 1	Ruiz, Ma.Angelica	164 177 157 157 165 183	1003	167.17		
			Berra Romani, Enriqueta	186 204 153 178 209 145	1075	179.17		
				350 381 310 335 374 328	2078	173.17	-445	
32.	 IRL	Ireland 1	Kestell, Dymphna	160 180 189 186 175 181	1071	178.50		

			Heffernan, Mary	140 176 168 173 141 203	1001	166.83		
				300 356 357 359 316 384	2072	172.67	-451	
33.	 THA	Thailand 1	Thanidthakul, Chanya Thamphithak, Sirilak	160 151 176 162 175 204	1028	171.33		
				180 178 170 164 203 146	1041	173.50		
				340 329 346 326 378 350	2069	172.42	-454	
34.	 NED	Netherlands 2	van der Kooij, Kirsten Pannen, Sonja	139 166 199 190 194 170	1058	176.33		
				173 202 121 144 182 183	1005	167.50		
				312 368 320 334 376 353	2063	171.92	-460	
35.	 THA	Thailand 2	Kalayanamitra, Parnjit Chitrnan, Sukunya	164 186 119 179 160 152	960	160.00		
				200 189 156 183 158 202	1088	181.33		
				364 375 275 362 318 354	2048	170.67	-475	
36.	 VEN	Venezuela 1	Gimenez, Rina Aguilar, Carmen	173 135 169 181 214 159	1031	171.83		
				180 174 190 174 164 127	1009	168.17		
				353 309 359 355 378 286	2040	170.00	-483	
37.	 SCO	Scotland 1	Gillespie, Louise Claxton, Julia	130 158 144 191 200 171	994	165.67		
				171 171 158 168 174 200	1042	173.67		
				301 329 302 359 374 371	2036	169.67	-487	
38.	 SWE	Sweden 2	Dahlgren, Christina Heuvelman, Ulrika	159 146 187 173 156 167	988	164.67		
				156 167 171 168 194 169	1025	170.83		
				315 313 358 341 350 336	2013	167.75	-510	
39.	 CHI	Chile 1	Ibarra, Maria Rojas, Andrea	156 169 155 161 158 157	956	159.33		
				161 194 204 142 161 189	1051	175.17		
				317 363 359 303 319 346	2007	167.25	-516	
40.	 PUR	Puerto Rico 2	Ramos, Marta Flores, Myrna	161 150 161 205 164 169	1010	168.33		
				203 140 212 167 123 143	988	164.67		
				364 290 373 372 287 312	1998	166.50	-525	
41.	 RSA	South Africa 1	Ekermans, Ursula O'Neill, Gillian	163 206 170 182 149 176	1046	174.33		
				148 169 153 154 148 178	950	158.33		
				311 375 323 336 297 354	1996	166.33	-527	
42.	 NZL	New Zealand 1	Watkins, Robyn Swain, Annabelle	138 185 138 171 183 190	1005	167.50		
				165 169 168 142 189 157	990	165.00		
				303 354 306 313 372 347	1995	166.25	-528	
43.	 PUR	Puerto Rico 1	Arroyo, Gary Nazario, Galen	150 144 183 176 133 138	924	154.00		
				202 214 188 149 142 173	1068	178.00		
				352 358 371 325 275 311	1992	166.00	-531	
44.	 ISL	Iceland 1	Magnusdottir, Linda Hronn Gunnarsdottir, Gudny	188 178 147 155 203 181	1052	175.33		
				156 164 138 144 143 184	929	154.83		
				344 342 285 299 346 365	1981	165.08	-542	
45.	 SCO	Scotland 2	Gove, Liz Carney, Gloria	142 156 138 152 139 157	884	147.33		
				154 159 201 186 194 186	1080	180.00		
				296 315 339 338 333 343	1964	163.67	-559	
46.	 RSA	South Africa 2	Soorajlal, Gita Wilford, Barbara	181 169 138 165 180 179	1012	168.67		
				157 170 134 126 157 167	911	151.83		
				338 339 272 291 337 346	1923	160.25	-600	
47.	 BRA	Brazil 1	Muelas, Cristina Andrade, Vanessa	177 157 157 146 132 136	905	150.83		
				203 179 159 145 176 156	1018	169.67		
				380 336 316 291 308 292	1923	160.25	-600	
48.	 BAH	Bahamas 1	Hoyte, Janice Smith, Angela	180 156 196 182 173 176	1063	177.17		
				132 166 134 138 140 149	859	143.17		
				312 322 330 320 313 325	1922	160.17	-601	
49.	 BAH	Bahamas 2	Harts, Paula	195 133 149 147 176 142	942	157.00		

[Wilson, Floridamae](#)

155	145	145	124	188	142	899	149.83
350	278	294	271	364	284	1841	153.42
							-682

Players from make up teams

Country	Player	G1	G2	G3	G4	G5	G6	Total	Avg
 BLR	Shulman, Tatiana	110	104	116	164	110	132	736	122.67
 CZE	Lebrova, Jana	203	159	178	176	201	183	1100	183.33
 RUS	Pashkovskaia, Svetlana	199	174	187	148	193	143	1044	174.00

2019 WSrc Championships - Doubles -Semi Final 1- Women

Lane pattern category: Undefined

Lane pattern: Tokyo

Average score: 185.00 Average score per game: $\frac{G1}{185.00}$

Place	Country	Team	Player	G1	Total	Avg	Diff	Next lane	Roll-off
1.		GER Germany 2	Beckel, Martina	185	185	185.00			
			Volkl-Brandt, Bianca	210	210	210.00			
				395	395	197.50	0		
2.		AUS Australia 1	Baker, Jeanette	154	154	154.00			
			Dodds, Mary	191	191	191.00			
				345	345	172.50	-50		

2019 WSrc Championships - Doubles -Semi Final 2- Women

Lane pattern category: Undefined

Lane pattern: Tokyo

Average score: 175.50 Average score per game: $\frac{\text{G1}}{175.50}$

Place	Country	Team	Player	G1	Total	Avg	Diff	Next lane	Roll-off
1.		USA U.S.A. 1	Hulsenberg, Leanne	195	195	195.00			
			Johnson, Tish	170	170	170.00			
				365	365	182.50	0		
2.		GER Germany 1	Materne, Antje	191	191	191.00			
			Grawe, Elke	146	146	146.00			
				337	337	168.50	-28		

2019 WSrc Championships - Doubles -Final- Women











Lane pattern category: Undefined









Lane pattern: Tokyo


Average score: 203.75 Average score per game: $\frac{\mathbf{G1}}{203.75}$

Place	Country	Team	Player	G1	Total	Avg	Diff	Next lane	Roll-off
1.		USA U.S.A. 1	Hulsenberg, Leanne	222	222	222.00			
			Johnson, Tish	221	221	221.00			
				443	443	221.50	0		
2.		GER Germany 2	Beckel, Martina	204	204	204.00			
			Volkl-Brandt, Bianca	168	168	168.00			
				372	372	186.00	-71		

Results for Team of Four

Place	Country	Team	G1	G2	G3	G4	G5	G6	Total	Avg	Diff	Roll-off
1.	 USA	U.S.A. 1	749	814	848	856	837	780	4884	203.50	0	
		Powers, Sharon	159	187	197	204	225	198	1170	195.00		
		Sandelin, Lucy	193	231	169	202	197	230	1222	203.67		
		Hulsenberg, Leanne	215	256	247	246	224	200	1388	231.33		
		Johnson, Tish	182	140	235	204	191	152	1104	184.00		
2.	 AUS	Australia 1	840	786	725	691	795	858	4695	195.62	-189	
		Baker, Jeanette	202	207	180	149	179	290	1207	201.17		
		Robertson, Heather	202	226	162	145	211	193	1139	189.83		
		Clark, Christine	221	186	170	185	194	212	1168	194.67		
		Dodds, Mary	215	167	213	212	211	163	1181	196.83		
3.	 SWE	Sweden 1	733	822	715	757	792	826	4645	193.54	-239	
		Olsson, Susanne	201	223	178	192	181	234	1209	201.50		
		Heuvelman, Ulrika	191	187	174	168	195	191	1106	184.33		
		Dahlgren, Christina	194	202	191	181	202	214	1184	197.33		
		Vannman, Eva	147	210	172	216	214	187	1146	191.00		
4.	 GER	Germany 1	806	812	671	829	707	806	4631	192.96	-253	
		Beckel, Martina	198	212	167	219	179	195	1170	195.00		
		Volkl-Brandt, Bianca	224	191	169	204	182	235	1205	200.83		
		Materne, Antje	187	215	165	184	174	223	1148	191.33		
		Grawe, Elke	197	194	170	222	172	153	1108	184.67		
5.	 FIN	Finland 1	744	799	795	755	826	698	4617	192.38	-267	
		Taavitsainen, Jaana	167	190	204	190	216	188	1155	192.50		
		Haavisto, Nina	173	169	190	140	188	160	1020	170.00		
		Tamminen, Tuula	182	224	188	169	191	184	1138	189.67		
		Lunden, Reija	222	216	213	256	231	166	1304	217.33		
6.	 JPN	Japan 1	773	764	747	796	762	768	4610	192.08	-274	
		Suzuki, Eiko	206	178	214	203	171	168	1140	190.00		
		Ota, Chie	198	213	180	171	168	212	1142	190.33		
		Yoshida, Yumiko	188	172	180	256	200	218	1214	202.33		
		Yanagawa, Honami	181	201	173	166	223	170	1114	185.67		
7.	 CAN	Canada 1	702	762	756	730	837	770	4557	189.88	-327	
		Lee, Deb	152	170	202	204	187	194	1109	184.83		
		Morabito, Lisa	202	200	199	201	224	174	1200	200.00		
		Friis, Jill	165	189	151	154	184	212	1055	175.83		
		Tataryn, Sharon	183	203	204	171	242	190	1193	198.83		
8.	 MEX	Mexico 1	787	699	652	815	781	761	4495	187.29	-389	
		Ramos, Margarita	167	166	191	205	178	203	1110	185.00		
		Berra Romani, Enriqueta	222	165	137	226	211	175	1136	189.33		
		Ruiz, Ma.Angelica	188	187	172	223	191	176	1137	189.50		
		Ortega, Adriana	210	181	152	161	201	207	1112	185.33		
9.	 FRA	France 1	711	732	678	763	723	724	4331	180.46	-553	
		Di Martino, Nathalie	162	155	223	201	190	172	1103	183.83		
		Fievet, Brigitte	210	211	140	236	194	190	1181	196.83		
		Roux, Catherine	190	167	145	166	166	200	1034	172.33		
		Jacques, Pepita	149	199	170	160	173	162	1013	168.83		
10.	 NOR	Norway 1	712	621	720	761	730	751	4295	178.96	-589	
		Lofman, Christin	192	164	180	150	213	184	1083	180.50		

		Lillelien, Lene	212	126	213	211	170	176	1108	184.67	
		Jensen, Roshild	163	172	144	209	169	198	1055	175.83	
		Kristoffersen, Ragnhild	145	159	183	191	178	193	1049	174.83	
11.	 ENG	England 1	695	822	635	656	731	708	4247	176.96	-637
		Dalley, Marsha	169	210	158	157	181	166	1041	173.50	
		Johnson, Diane	174	209	183	181	211	172	1130	188.33	
		Wills, Catherine	181	175	152	138	169	190	1005	167.50	
		Brown, Angie	171	228	142	180	170	180	1071	178.50	
12.	 NED	Netherlands 1	717	809	648	669	666	688	4197	174.88	-687
		Hazeleger, Inge	149	210	169	166	158	182	1034	172.33	
		van der Kooij, Kirsten	210	200	173	178	181	190	1132	188.67	
		Pannen, Sonja	192	195	164	163	169	159	1042	173.67	
		van Dijk-Uittenbogaard, Marja	166	204	142	162	158	157	989	164.83	
13.	 COL	Colombia 1	706	730	683	721	667	663	4170	173.75	-714
		Gomez, Luz	177	196	172	157	162	160	1024	170.67	
		Vasquez, Ruth	192	165	151	248	195	181	1132	188.67	
		Silva, Sandra	176	201	211	163	171	147	1069	178.17	
		Arango, Gloria	161	168	149	153	139	175	945	157.50	
14.	 THA	Thailand 1	706	700	669	645	736	702	4158	173.25	-726
		Thanidthakul, Chanya	182	166	165	172	193	180	1058	176.33	
		Kalayanamitra, Parnjit	177	150	163	133	174	140	937	156.17	
		Chitnran, Sukunya	193	185	145	173	199	185	1080	180.00	
		Thamphithak, Sirilak	154	199	196	167	170	197	1083	180.50	
15.	 NZL	New Zealand 1	720	712	713	691	655	667	4158	173.25	-726
		Burns, Cushla	140	186	203	145	172	169	1015	169.17	
		Swain, Annabelle	237	152	163	154	171	165	1042	173.67	
		Watkins, Robyn	133	172	160	212	153	181	1011	168.50	
		Lister, Melonie	210	202	187	180	159	152	1090	181.67	
16.	 IRL	Ireland 1	667	723	623	714	725	684	4136	172.33	-748
		Kestell, Dymphna	134	173	155	180	164	164	970	161.67	
		Lalor, Elaine	177	150	173	212	185	173	1070	178.33	
		Heffernan, Mary	165	223	143	158	179	154	1022	170.33	
		Watts, Theresa	191	177	152	164	197	193	1074	179.00	
17.	 PUR	Puerto Rico 1	689	713	672	718	687	649	4128	172.00	-756
		Flores, Myrna	204	157	188	158	184	170	1061	176.83	
		Arroyo, Gary	133	185	155	198	148	120	939	156.50	
		Nazario, Galen	160	193	167	206	166	169	1061	176.83	
		Ramos, Marta	192	178	162	156	189	190	1067	177.83	
18.	 RSA	South Africa 1	712	645	706	681	628	625	3997	166.54	-887
		O'Neill, Gillian	166	160	195	158	159	148	986	164.33	
		Wilford, Barbara	204	147	164	191	164	166	1036	172.67	
		Soorajlal, Gita	179	188	181	193	125	183	1049	174.83	
		Ekermans, Ursula	163	150	166	139	180	128	926	154.33	
19.	 BRA	Brazil 1	614	655	600	680	665	736	3950	164.58	-934
		Vieira, Lucia	162	187	180	150	175	186	1040	173.33	
		Badaro, Lea	139	146	145	142	193	224	989	164.83	
		Muelas, Cristina	141	134	131	183	144	128	861	143.50	
		Andrade, Vanessa	172	188	144	205	153	198	1060	176.67	
20.	 BAH	Bahamas 1	632	630	691	629	660	605	3847	160.29	-1037
		Hoyte, Janice	190	158	207	157	195	167	1074	179.00	
		Wilson, Floridamae	147	179	165	139	151	115	896	149.33	

		Harts, Paula	166	166	156	175	186	162	1011	168.50
		Smith, Angela	129	127	163	158	128	161	866	144.33
21.	 SCO	Scotland 1	627	651	609	659	659	586	3791	157.96 -1093
		Claxton, Julia	182	155	163	170	174	125	969	161.50
		Gillespie, Louise	134	155	161	150	150	145	895	149.17
		Gove, Liz	161	168	145	171	146	132	923	153.83
		Carney, Gloria	150	173	140	168	189	184	1004	167.33

Players from make up teams

Country	Player	G1	G2	G3	G4	G5	G6	Total	Avg
 BLR	Shulman, Tatiana	151	123	126	155	120	134	809	134.83
 CHI	Ibarra, Maria	163	106	169	174	186	157	955	159.17
 CHI	Rojas, Andrea	198	158	195	153	173	182	1059	176.50
 CRC	Araujo, Ghiselle	192	148	167	235	174	156	1072	178.67
 CRC	Villalobos, Sylvia	187	159	202	194	173	179	1094	182.33
 CZE	Lebrova, Jana	203	185	188	182	187	213	1158	193.00
 ESP	Albert, Milagros	185	169	178	141	192	144	1009	168.17
 ESP	Esteve, M. Dolores	150	170	129	170	169	134	922	153.67
 ISL	Gunnarsdottir, Gudny	192	172	179	183	166	210	1102	183.67
 ISL	Magnusdottir, Linda Hronn	141	166	198	145	214	166	1030	171.67
 ISR	Aviram Harlap, Sara	164	194	176	186	146	195	1061	176.83
 ISR	Gur, Ziva	148	142	149	180	160	151	930	155.00
 RUS	Pashkovskaia, Svetlana	132	155	171	173	177	179	987	164.50
 VEN	Aguilar, Carmen	140	145	173	182	175	148	963	160.50
 VEN	Gimenez, Rina	139	173	158	134	192	162	958	159.67
 WAL	Cooke, Hilary	143	138	138	112	154	104	789	131.50
 WAL	Walker, Lynne	174	170	166	191	201	146	1048	174.67

2019 WSrc Championships - Team Semi Final 1 - Women

Lane pattern category: Undefined


Lane pattern: Tokyo

Country	Team	G1	G2	G3	Won matches
 AUS	Australia 1 Clark, Christine Dodds, Mary Robertson, Heather Baker, Jeanette	167	211	223	2
 SWE	Sweden 1 Dahlgren, Christina Heuvelman, Ulrika Vanman, Eva Olsson, Susanne	181	193	195	1

2019 WSrc Championships - Team Semi Final 2 - Women

Lane pattern category: Undefined



Lane pattern: Tokyo

Country	Team	G1	G2	G3	Won matches
 GER	Germany 1 Grawe, Elke Materne, Antje Volk-Brandt, Bianca Beckel, Martina	182	206	171	1
 USA	U.S.A. 1 Hulsenberg, Leanne Johnson, Tish Sandelin, Lucy Powers, Sharon	172	214	215	2

2019 WSrc Championships - Team Final - Women

Lane pattern category: Undefined









Lane pattern: Tokyo

Country	Team	G1	G2	G3	Won matches
 AUS	Australia 1 Clark, Christine Dodds, Mary Robertson, Heather Baker, Jeanette	164	180		0
 USA	U.S.A. 1 Powers, Sharon Sandelin, Lucy Hulsenberg, Leanne Johnson, Tish	232	236		2



All Event

Place	Country	Player	TEAM OF FOUR			Total	Avg	Diff	Roll-off
			SINGLES Score	DOUBLES Score	Score				
1.	USA	Hulsenberg, Leanne	1188	1306	1388	3882	215.67	0	
2.	AUS	Baker, Jeanette	1167	1335	1207	3709	206.06	-173	
3.	SWE	Olsson, Susanne	1313	1150	1209	3672	204.00	-210	
4.	CAN	Tataryn, Sharon	1262	1205	1193	3660	203.33	-222	
5.	GER	Beckel, Martina	1232	1226	1170	3628	201.56	-254	
6.	JPN	Yoshida, Yumiko	1272	1140	1214	3626	201.44	-256	
7.	FIN	Lunden, Reija	1149	1146	1304	3599	199.94	-283	
8.	USA	Powers, Sharon	1214	1205	1170	3589	199.39	-293	
9.	GER	Volkl-Brandt, Bianca	1135	1243	1205	3583	199.06	-299	
10.	USA	Johnson, Tish	1249	1217	1104	3570	198.33	-312	
11.	GER	Materne, Antje	1144	1255	1148	3547	197.06	-335	
12.	JPN	Suzuki, Eiko	1223	1178	1140	3541	196.72	-341	
13.	JPN	Yanagawa, Honami	1204	1190	1114	3508	194.89	-374	
14.	NZL	Lister, Melonie	1247	1159	1090	3496	194.22	-386	
15.	SWE	Vannman, Eva	1193	1142	1146	3481	193.39	-401	
16.	AUS	Dodds, Mary	1178	1119	1181	3478	193.22	-404	
17.	CAN	Morabito, Lisa	1149	1110	1200	3459	192.17	-423	
18.	FIN	Taavitsainen, Jaana	1147	1151	1155	3453	191.83	-429	
19.	CAN	Friis, Jill	1242	1153	1055	3450	191.67	-432	
20.	JPN	Ota, Chie	1148	1146	1142	3436	190.89	-446	
21.	USA	Sandelin, Lucy	1102	1111	1222	3435	190.83	-447	
22.	FRA	Di Martino, Nathalie	1199	1130	1103	3432	190.67	-450	
23.	AUS	Clark, Christine	1146	1117	1168	3431	190.61	-451	
24.	GER	Grawe, Elke	1137	1169	1108	3414	189.67	-468	
25.	MEX	Ramos, Margarita	1138	1163	1110	3411	189.50	-471	
26.	FIN	Tamminen, Tuula	1122	1146	1138	3406	189.22	-476	
27.	FRA	Fievet, Brigitte	1088	1130	1181	3399	188.83	-483	
28.	CZE	Lebrova, Jana	1136	1100	1158	3394	188.56	-488	
29.	AUS	Robertson, Heather	1108	1136	1139	3383	187.94	-499	
30.	ENG	Brown, Angie	1051	1228	1071	3350	186.11	-532	
31.	SWE	Dahlgren, Christina	1165	988	1184	3337	185.39	-545	
32.	CAN	Lee, Deb	1126	1096	1109	3331	185.06	-551	
33.	MEX	Ortega, Adriana	1182	1032	1112	3326	184.78	-556	
34.	FRA	Jacques, Pepita	1087	1208	1013	3308	183.78	-574	
35.	CRC	Araujo, Ghiselle	1114	1120	1072	3306	183.67	-576	
36.	SWE	Heuvelman, Ulrika	1174	1025	1106	3305	183.61	-577	
37.	ENG	Wills, Catherine	1182	1115	1005	3302	183.44	-580	
38.	NED	Hazeleger, Inge	1107	1161	1034	3302	183.44	-580	
39.	WAL	Walker, Lynne	1069	1185	1048	3302	183.44	-580	
40.	CRC	Villalobos, Sylvia	1132	1068	1094	3294	183.00	-588	
41.	NOR	Lofman, Christin	1112	1097	1083	3292	182.89	-590	
42.	MEX	Berra Romani, Enriqueta	1069	1075	1136	3280	182.22	-602	
43.	COL	Silva, Sandra	1141	1060	1069	3270	181.67	-612	



44.		MEX	Ruiz, Ma.Angelica	1120	1003	1137	3260	181.11	-622
45.		FIN	Haavisto, Nina	1117	1113	1020	3250	180.56	-632
46.		THA	Thamphithak, Sirilak	1112	1041	1083	3236	179.78	-646
47.		NOR	Kristoffersen, Ragnhild	1134	1052	1049	3235	179.72	-647
48.		ENG	Johnson, Diane	1013	1077	1130	3220	178.89	-662
49.		NOR	Jensen, Roshild	1051	1112	1055	3218	178.78	-664
50.		COL	Gomez, Luz	987	1193	1024	3204	178.00	-678
51.		NED	van der Kooij, Kirsten	1006	1058	1132	3196	177.56	-686
52.		NED	van Dijk-Uittenbogaard, Marja	1023	1181	989	3193	177.39	-689
53.		THA	Chitrnan, Sukunya	1023	1088	1080	3191	177.28	-691
54.		ENG	Dalley, Marsha	1044	1105	1041	3190	177.22	-692
55.		COL	Arango, Gloria	1151	1091	945	3187	177.06	-695
56.		BAH	Hoyte, Janice	1047	1063	1074	3184	176.89	-698
57.		BRA	Andrade, Vanessa	1097	1018	1060	3175	176.39	-707
58.		COL	Vasquez, Ruth	1049	993	1132	3174	176.33	-708
59.		ISR	Aviram Harlap, Sara	1024	1087	1061	3172	176.22	-710
60.		THA	Thanidthakul, Chanya	1083	1028	1058	3169	176.06	-713
61.		IRL	Watts, Theresa	1051	1043	1074	3168	176.00	-714
62.		PUR	Ramos, Marta	1087	1010	1067	3164	175.78	-718
63.		NOR	Lilleien, Lene	1057	999	1108	3164	175.78	-718
64.		IRL	Lalor, Elaine	1043	1042	1070	3155	175.28	-727
65.		CHI	Rojas, Andrea	1039	1051	1059	3149	174.94	-733
66.		IRL	Kestell, Dymphna	1098	1071	970	3139	174.39	-743
67.		PUR	Flores, Myrna	1071	988	1061	3120	173.33	-762
68.		SCO	Carney, Gloria	1030	1080	1004	3114	173.00	-768
69.		PUR	Nazario, Galen	985	1068	1061	3114	173.00	-768
70.		ISL	Gunnarsdottir, Gudny	1082	929	1102	3113	172.94	-769
71.		NED	Pannen, Sonja	1066	1005	1042	3113	172.94	-769
72.		ISL	Magnusdottir, Linda Hronn	1026	1052	1030	3108	172.67	-774
73.		BRA	Vieira, Lucia	975	1091	1040	3106	172.56	-776
74.		IRL	Heffernan, Mary	1078	1001	1022	3101	172.28	-781
75.		NZL	Burns, Cushla	1026	1058	1015	3099	172.17	-783
76.		RSA	O'Neill, Gillian	1154	950	986	3090	171.67	-792
77.		SCO	Claxton, Julia	1073	1042	969	3084	171.33	-798
78.		RUS	Pashkovskaia, Svetlana	1050	1044	987	3081	171.17	-801
79.		NZL	Swain, Annabelle	1047	990	1042	3079	171.06	-803
80.		ESP	Esteve, M. Dolores	1078	1059	922	3059	169.94	-823
81.		BRA	Badaro, Lea	1024	1029	989	3042	169.00	-840
82.		RSA	Soorajlal, Gita	980	1012	1049	3041	168.94	-841
83.		FRA	Roux, Catherine	1001	1003	1034	3038	168.78	-844
84.		ESP	Albert, Milagros	918	1096	1009	3023	167.94	-859
85.		RSA	Ekermans, Ursula	1035	1046	926	3007	167.06	-875
86.		ISR	Gur, Ziva	1048	1005	930	2983	165.72	-899
87.		VEN	Gimenez, Rina	989	1031	958	2978	165.44	-904
88.		NZL	Watkins, Robyn	961	1005	1011	2977	165.39	-905
89.		VEN	Aguilar, Carmen	1002	1009	963	2974	165.22	-908
90.		RSA	Wilford, Barbara	986	911	1036	2933	162.94	-949
91.		PUR	Arroyo, Gary	1038	924	939	2901	161.17	-981
92.		CHI	Ibarra, Maria	987	956	955	2898	161.00	-984
93.		SCO	Gillespie, Louise	1009	994	895	2898	161.00	-984



94.		SCO	Gove, Liz	1014	884	923	2821	156.72	-1061
95.		BAH	Harts, Paula	850	942	1011	2803	155.72	-1079
96.		BRA	Muelas, Cristina	1016	905	861	2782	154.56	-1100
97.		THA	Kalayanamitra, Parnjit	856	960	937	2753	152.94	-1129
98.		BAH	Wilson, Floridamae	851	899	896	2646	147.00	-1236
99.		BAH	Smith, Angela	911	859	866	2636	146.44	-1246
100.		WAL	Cooke, Hilary	805	899	789	2493	138.50	-1389
101.		BLR	Shulman, Tatiana	832	736	809	2377	132.06	-1505



2019 WSrc Championships - Masters Step 1- Women



Country	Player	G1	G2	G3	Won matches
 AUS	Dodds, Mary	147	161		0
 CAN	Morabito, Lisa	168	199		2



Country	Player	G1	G2	G3	Won matches
 JPN	Ota, Chie	186	166	193	2
 JPN	Yanagawa, Honami	232	137	184	1



Country	Player	G1	G2	G3	Won matches
 USA	Sandelin, Lucy	190	199		2
 JPN	Suzuki, Eiko	178	191		0

Country	Player	G1	G2	G3	Won matches
 GER	Grawe, Elke	214	135		0
 GER	Volkl-Brandt, Bianca	214	187		2



Country	Player	G1	G2	G3	Won matches
 AUS	Clark, Christine	182	182	231	2
 USA	Johnson, Tish	179	231	212	1



Country	Player	G1	G2	G3	Won matches
 FRA	Di Martino, Nathalie	152	231	158	1
 GER	Materne, Antje	168	206	177	2



Country	Player	G1	G2	G3	Won matches
 CAN	Friis, Jill	182	233		2
 NZL	Lister, Melonie	176	202		0



Country	Player	G1	G2	G3	Won matches
 FIN	Taavitsainen, Jaana	191	202	202	2
 SWE	Vanman, Eva	194	182	176	1



2019 WSrc Championships - Masters Step 2- Women



Country	Player	G1	G2	G3	Won matches
 AUS	Clark, Christine	190	227		0
 USA	Hulsenberg, Leanne	279	228		2



Country	Player	G1	G2	G3	Won matches
 AUS	Baker, Jeanette	211	242	207	1
 USA	Sandelin, Lucy	193	247	237	2



Country	Player	G1	G2	G3	Won matches
 SWE	Olsson, Susanne	198	234		2
 JPN	Ota, Chie	169	204		0

Country	Player	G1	G2	G3	Won matches
 CAN	Friis, Jill	233	162	233	2
 CAN	Tataryn, Sharon	221	166	177	1



Country	Player	G1	G2	G3	Won matches
 GER	Beckel, Martina	204	199		2
 FIN	Taavitsainen, Jaana	179	192		0



Country	Player	G1	G2	G3	Won matches
 CAN	Morabito, Lisa	195	164	178	2
 JPN	Yoshida, Yumiko	167	170	170	1



Country	Player	G1	G2	G3	Won matches
 FIN	Lunden, Reija	223	202		2
 GER	Materne, Antje	194	155		0



Country	Player	G1	G2	G3	Won matches
 USA	Powers, Sharon	180	217	198	2
 GER	Volkl-Brandt, Bianca	184	176	152	1

2019 WSrc Championships - Masters Step 3- Women



Country	Player	G1	G2	G3	Won matches
 USA	Hulsenberg, Leanne	202	249		2
 USA	Sandelin, Lucy	183	176		0

Country	Player	G1	G2	G3	Won matches
 CAN	Friis, Jill	182	201		0
 SWE	Olsson, Susanne	211	218		2



Country	Player	G1	G2	G3	Won matches
 GER	Beckel, Martina	173	202		2
 CAN	Morabito, Lisa	153	193		0

Country	Player	G1	G2	G3	Won matches
 FIN	Lunden, Reija	170	257	147	1
 USA	Powers, Sharon	197	209	161	2



2019 WSrc Championships - Masters Semi Final 1- Women

Country	Player	G1	G2	G3	Won matches
 GER	Beckel, Martina	184	211	191	1
 SWE	Olsson, Susanne	234	203	213	2

2019 WSrc Championships - Masters Semi Final 2- Women

Country	Player	G1	G2	G3	Won matches
 USA	Hulsenberg, Leanne	191	186	212	2
 USA	Powers, Sharon	197	179	209	1

2019 WSrc Championships - Masters Final- Women

Country	Player	G1	G2	G3	Won matches
 USA	Hulsenberg, Leanne	181	193	268	2
 SWE	Olsson, Susanne	181	243	176	1